



0
1
2
3
4
5
6
7
8
9
10
11
12
13
14
15
16
17
18
19
20
21
22
23
24




0
1
2
3
4
5
6
7
8
9
10
11
12
13
14
15
16
17
18
19
20
21
22
23
24




0
1
2
3
4
5
6
7
8
9
10
11
12
13
14
15
16
17
18
19
20
21
22
23
24

0
1
2
3
4
5
6
7
8
9
10
11
12
13
14
15
16
17
18
19
20
21
22
23
24




0
1
2
3
4
5
6
7
8
9
10
11
12
13
14
15
16
17
18
19
20
21
22
23
24

0
1
2
3
4
5
6
7
8
9
10
11
12
13
14
15
16
17
18
19
20
21
22
23
24




0
1
2
3
4
5
6
7
8
9
10
11
12
13
14
15
16
17
18
19
20
21
22
23
24

A large grid of dotted lines for writing, with a vertical line separating the header from the main grid. The grid is composed of small squares, with a vertical line on the left side and a horizontal line at the top. The grid is intended for writing notes or answers.



0
1
2
3
4
5
6
7
8
9
10
11
12
13
14
15
16
17
18
19
20
21
22
23
24


0
1
2
3
4
5
6
7
8
9
10
11
12
13
14
15
16
17
18
19
20
21
22
23
24




0
1
2
3
4
5
6
7
8
9
10
11
12
13
14
15
16
17
18
19
20
21
22
23
24

A large grid of dotted lines for writing, with a vertical line separating the time column from the main grid.

0
1
2
3
4
5
6
7
8
9
10
11
12
13
14
15
16
17
18
19
20
21
22
23
24




0
1
2
3
4
5
6
7
8
9
10
11
12
13
14
15
16
17
18
19
20
21
22
23
24




0
1
2
3
4
5
6
7
8
9
10
11
12
13
14
15
16
17
18
19
20
21
22
23
24

A large grid of dotted lines for writing, spanning the rest of the page below the header and to the right of the time column. The grid is composed of small squares formed by dotted lines, providing a guide for handwriting practice.

0
1
2
3
4
5
6
7
8
9
10
11
12
13
14
15
16
17
18
19
20
21
22
23
24



0
1
2
3
4
5
6
7
8
9
10
11
12
13
14
15
16
17
18
19
20
21
22
23
24




1 | 27 SAT

2024

0
1
2
3
4
5
6
7
8
9
10
11
12
13
14
15
16
17
18
19
20
21
22
23
24


0
1
2
3
4
5
6
7
8
9
10
11
12
13
14
15
16
17
18
19
20
21
22
23
24



0
1
2
3
4
5
6
7
8
9
10
11
12
13
14
15
16
17
18
19
20
21
22
23
24

A large grid of dotted lines for writing, spanning the rest of the page. The grid is composed of small squares formed by dotted lines, providing a guide for handwriting practice. The grid covers the entire page area below the header and to the right of the vertical line.

0
1
2
3
4
5
6
7
8
9
10
11
12
13
14
15
16
17
18
19
20
21
22
23
24




0
1
2
3
4
5
6
7
8
9
10
11
12
13
14
15
16
17
18
19
20
21
22
23
24

A large grid of dotted lines for writing, spanning the entire page area below the header and to the right of the time column. The grid is composed of small squares formed by dotted lines, providing a guide for handwriting practice.

0
1
2
3
4
5
6
7
8
9
10
11
12
13
14
15
16
17
18
19
20
21
22
23
24

0
1
2
3
4
5
6
7
8
9
10
11
12
13
14
15
16
17
18
19
20
21
22
23
24


The page contains a large grid of dotted lines for writing. A vertical line is drawn at the first column of the grid, creating a narrow column for time entries. The grid extends to the right edge of the page. The time column is labeled with numbers from 0 to 24, representing hours of the day.




0
1
2
3
4
5
6
7
8
9
10
11
12
13
14
15
16
17
18
19
20
21
22
23
24

The page features a large grid of dotted lines for writing. A vertical line is drawn between the time column and the rest of the page. The time column is on the left, and the main grid is on the right. The grid is composed of small squares, with the time column being wider than the individual squares. The time column is labeled with numbers from 0 to 24, representing hours. The main grid is intended for writing activities, such as practicing handwriting or creating a schedule.


0
1
2
3
4
5
6
7
8
9
10
11
12
13
14
15
16
17
18
19
20
21
22
23
24




0
1
2
3
4
5
6
7
8
9
10
11
12
13
14
15
16
17
18
19
20
21
22
23
24



0
1
2
3
4
5
6
7
8
9
10
11
12
13
14
15
16
17
18
19
20
21
22
23
24




0
1
2
3
4
5
6
7
8
9
10
11
12
13
14
15
16
17
18
19
20
21
22
23
24




0
1
2
3
4
5
6
7
8
9
10
11
12
13
14
15
16
17
18
19
20
21
22
23
24

A large grid of dotted lines for writing, with a vertical line separating the time column from the main grid. The grid is intended for scheduling or planning activities throughout the day.

0
1
2
3
4
5
6
7
8
9
10
11
12
13
14
15
16
17
18
19
20
21
22
23
24




0
1
2
3
4
5
6
7
8
9
10
11
12
13
14
15
16
17
18
19
20
21
22
23
24




0
1
2
3
4
5
6
7
8
9
10
11
12
13
14
15
16
17
18
19
20
21
22
23
24

The page contains a large grid of dotted lines for writing. A vertical line is drawn at the first column of the grid, creating a narrow column for time entries. The grid extends across the rest of the page, providing space for notes and tasks.




0
1
2
3
4
5
6
7
8
9
10
11
12
13
14
15
16
17
18
19
20
21
22
23
24



0
1
2
3
4
5
6
7
8
9
10
11
12
13
14
15
16
17
18
19
20
21
22
23
24


A large grid of dotted lines for writing, spanning the entire page area below the header and to the right of the time column. The grid is composed of small squares formed by dotted lines, providing a guide for handwriting practice. The grid covers the majority of the page, from the top header down to the bottom edge and from the left margin to the right edge.

0
1
2
3
4
5
6
7
8
9
10
11
12
13
14
15
16
17
18
19
20
21
22
23
24




0
1
2
3
4
5
6
7
8
9
10
11
12
13
14
15
16
17
18
19
20
21
22
23
24


The page features a large grid of dotted lines for writing. A vertical line is drawn at the first column of the grid, creating a narrow column on the left side. This column is aligned with the time labels (0-24) and is intended for writing the time of day. The rest of the grid is a wide area of dotted lines for taking notes or recording activities.



0
1
2
3
4
5
6
7
8
9
10
11
12
13
14
15
16
17
18
19
20
21
22
23
24




0
1
2
3
4
5
6
7
8
9
10
11
12
13
14
15
16
17
18
19
20
21
22
23
24



0
1
2
3
4
5
6
7
8
9
10
11
12
13
14
15
16
17
18
19
20
21
22
23
24

A large grid of dotted lines for writing, with a vertical line separating the time column from the main writing area. The grid is composed of small squares, with a larger square at the top left containing the date and time information. The vertical line is positioned approximately one-third of the way across the page, creating a narrow column for time and a wide area for notes.


0
1
2
3
4
5
6
7
8
9
10
11
12
13
14
15
16
17
18
19
20
21
22
23
24



0
1
2
3
4
5
6
7
8
9
10
11
12
13
14
15
16
17
18
19
20
21
22
23
24

A large grid of dotted lines for writing, with a vertical line separating the time column from the main writing area. The grid covers the entire page below the header and to the right of the time column.


0
1
2
3
4
5
6
7
8
9
10
11
12
13
14
15
16
17
18
19
20
21
22
23
24



0
1
2
3
4
5
6
7
8
9
10
11
12
13
14
15
16
17
18
19
20
21
22
23
24

A large grid of dotted lines for writing, spanning the rest of the page. The grid is composed of small squares formed by dotted lines, providing a guide for handwriting practice. The grid covers the entire page area below the header and the time labels on the left.


0
1
2
3
4
5
6
7
8
9
10
11
12
13
14
15
16
17
18
19
20
21
22
23
24



0
1
2
3
4
5
6
7
8
9
10
11
12
13
14
15
16
17
18
19
20
21
22
23
24

The page features a large grid of dotted lines for writing. A vertical line is drawn between the time column and the rest of the grid. The time column is on the left, and the main grid is on the right. The grid is composed of small squares, with the time column being slightly wider than the other columns.


0
1
2
3
4
5
6
7
8
9
10
11
12
13
14
15
16
17
18
19
20
21
22
23
24



0
1
2
3
4
5
6
7
8
9
10
11
12
13
14
15
16
17
18
19
20
21
22
23
24

A large grid of dotted lines for writing, spanning the rest of the page. The grid is composed of small squares formed by dotted lines, providing a guide for handwriting practice. The grid covers the entire page area below the header and the time column.


0
1
2
3
4
5
6
7
8
9
10
11
12
13
14
15
16
17
18
19
20
21
22
23
24



0
1
2
3
4
5
6
7
8
9
10
11
12
13
14
15
16
17
18
19
20
21
22
23
24

A large grid of dotted lines for writing, spanning the entire page below the header and to the right of the time column. The grid is composed of small squares formed by dotted lines, providing a guide for handwriting practice.


0
1
2
3
4
5
6
7
8
9
10
11
12
13
14
15
16
17
18
19
20
21
22
23
24



0
1
2
3
4
5
6
7
8
9
10
11
12
13
14
15
16
17
18
19
20
21
22
23
24

A large grid of dotted lines for writing, with a vertical line separating the header from the main grid. The grid is composed of small squares, with a vertical line on the left side and a horizontal line at the top. The header area is shaded and contains the text '3 | 9 SAT' and '2024'. The main grid area is white with dotted lines.


0
1
2
3
4
5
6
7
8
9
10
11
12
13
14
15
16
17
18
19
20
21
22
23
24



0
1
2
3
4
5
6
7
8
9
10
11
12
13
14
15
16
17
18
19
20
21
22
23
24

A large grid of dotted lines for writing, spanning the rest of the page. The grid is composed of small squares formed by dotted lines, providing a guide for handwriting practice. The grid covers the entire page area below the header and to the right of the vertical line.


0
1
2
3
4
5
6
7
8
9
10
11
12
13
14
15
16
17
18
19
20
21
22
23
24



0
1
2
3
4
5
6
7
8
9
10
11
12
13
14
15
16
17
18
19
20
21
22
23
24

A large grid of dotted lines for writing, spanning the rest of the page. The grid is composed of small squares formed by dotted lines, providing a guide for handwriting practice. The grid covers the entire page area below the header and to the right of the time labels.


0
1
2
3
4
5
6
7
8
9
10
11
12
13
14
15
16
17
18
19
20
21
22
23
24




0
1
2
3
4
5
6
7
8
9
10
11
12
13
14
15
16
17
18
19
20
21
22
23
24

A large grid of dotted lines for writing, with a vertical line separating the time column from the main grid. The grid is intended for scheduling or planning activities throughout the day.

0
1
2
3
4
5
6
7
8
9
10
11
12
13
14
15
16
17
18
19
20
21
22
23
24




0
1
2
3
4
5
6
7
8
9
10
11
12
13
14
15
16
17
18
19
20
21
22
23
24




The page contains a large grid of dotted lines for writing. A vertical line is positioned on the left side, approximately one-third of the way across the page. Three horizontal lines are drawn across the page at rows 7, 12, and 18, dividing the grid into sections. The rows are numbered from 0 to 24 on the left side of the page.

0
1
2
3
4
5
6
7
8
9
10
11
12
13
14
15
16
17
18
19
20
21
22
23
24


A large grid of dotted lines for writing, spanning from row 0 to row 24 and across the entire width of the page.



0
1
2
3
4
5
6
7
8
9
10
11
12
13
14
15
16
17
18
19
20
21
22
23
24



0
1
2
3
4
5
6
7
8
9
10
11
12
13
14
15
16
17
18
19
20
21
22
23
24




This page features a large grid of dotted lines for writing. A vertical line runs down the center of the page. Horizontal lines are drawn at intervals of 1 unit, labeled from 0 to 24 on the left side. The grid is designed for writing practice, with the vertical line serving as a guide for letter height and placement.

The image shows a grid of 24 rows and 24 columns. A vertical line is drawn at the third column. Three horizontal lines are drawn at the seventh, twelfth, and eighteenth rows. The grid is composed of small squares, with the lines being solid and the rest of the grid being dotted.


0
1
2
3
4
5
6
7
8
9
10
11
12
13
14
15
16
17
18
19
20
21
22
23
24

The page features a large grid of dotted lines for writing. A vertical line is drawn between the time column and the rest of the page. The time column is on the left, and the main grid is on the right. The grid is composed of small squares, with the time column being slightly wider than the other columns.


.0
.1
.2
.3
.4
.5
.6
.7
.8
.9
.10
.11
.12
.13
.14
.15
.16
.17
.18
.19
.20
.21
.22
.23
.24



0
1
2
3
4
5
6
7
8
9
10
11
12
13
14
15
16
17
18
19
20
21
22
23
24




0
1
2
3
4
5
6
7
8
9
10
11
12
13
14
15
16
17
18
19
20
21
22
23
24



0
1
2
3
4
5
6
7
8
9
10
11
12
13
14
15
16
17
18
19
20
21
22
23
24

A large grid of dotted lines for writing, spanning the entire page area below the header and to the right of the time column. The grid is composed of small squares formed by dotted lines, providing a guide for handwriting practice. The grid covers the main body of the page, from the top header down to the bottom edge, and from the left margin to the right edge.


0
1
2
3
4
5
6
7
8
9
10
11
12
13
14
15
16
17
18
19
20
21
22
23
24



0
1
2
3
4
5
6
7
8
9
10
11
12
13
14
15
16
17
18
19
20
21
22
23
24

The main body of the page is a large grid of dotted lines, intended for writing or drawing. The grid is bounded by a solid line on the left, top, and bottom, and a solid line on the right. The vertical line on the left aligns with the time column, and the horizontal lines at the top and bottom align with the top and bottom of the page. The grid consists of approximately 24 rows and 24 columns of small squares.


0
1
2
3
4
5
6
7
8
9
10
11
12
13
14
15
16
17
18
19
20
21
22
23
24



0
1
2
3
4
5
6
7
8
9
10
11
12
13
14
15
16
17
18
19
20
21
22
23
24

A large grid of dotted lines for writing, with a vertical line separating the header from the main grid. The grid is composed of small squares, with a vertical line on the left side and a horizontal line at the top. The header area is shaded and contains the text '4 | 6 SAT' and '2024'. The main grid area is white with dotted lines.

0
1
2
3
4
5
6
7
8
9
10
11
12
13
14
15
16
17
18
19
20
21
22
23
24




0
1
2
3
4
5
6
7
8
9
10
11
12
13
14
15
16
17
18
19
20
21
22
23
24


A large grid of dotted lines for writing, spanning the entire page below the header and to the right of the row numbers. The grid is composed of small squares formed by dotted lines, providing a guide for handwriting practice.

.0
.1
.2
.3
.4
.5
.6
.7
.8
.9
.10
.11
.12
.13
.14
.15
.16
.17
.18
.19
.20
.21
.22
.23
.24


0
1
2
3
4
5
6
7
8
9
10
11
12
13
14
15
16
17
18
19
20
21
22
23
24




0
1
2
3
4
5
6
7
8
9
10
11
12
13
14
15
16
17
18
19
20
21
22
23
24



0
1
2
3
4
5
6
7
8
9
10
11
12
13
14
15
16
17
18
19
20
21
22
23
24




0
1
2
3
4
5
6
7
8
9
10
11
12
13
14
15
16
17
18
19
20
21
22
23
24




0
1
2
3
4
5
6
7
8
9
10
11
12
13
14
15
16
17
18
19
20
21
22
23
24

A large grid of dotted lines for writing, spanning the entire page below the header and to the right of the time labels. The grid is composed of small squares formed by dotted lines, providing a guide for handwriting practice.


0
1
2
3
4
5
6
7
8
9
10
11
12
13
14
15
16
17
18
19
20
21
22
23
24




0
1
2
3
4
5
6
7
8
9
10
11
12
13
14
15
16
17
18
19
20
21
22
23
24



0
1
2
3
4
5
6
7
8
9
10
11
12
13
14
15
16
17
18
19
20
21
22
23
24




.0
.1
.2
.3
.4
.5
.6
.7
.8
.9
.10
.11
.12
.13
.14
.15
.16
.17
.18
.19
.20
.21
.22
.23
.24



0
1
2
3
4
5
6
7
8
9
10
11
12
13
14
15
16
17
18
19
20
21
22
23
24

A large grid of dotted lines for writing, spanning the entire page area below the header and to the right of the time labels. The grid is composed of small squares formed by dotted lines, providing a guide for handwriting practice.


0
1
2
3
4
5
6
7
8
9
10
11
12
13
14
15
16
17
18
19
20
21
22
23
24




0
1
2
3
4
5
6
7
8
9
10
11
12
13
14
15
16
17
18
19
20
21
22
23
24

A large grid of dotted lines for writing, spanning the entire page below the header and to the right of the time column. The grid is composed of small squares formed by dotted lines, providing a guide for handwriting practice.


0
1
2
3
4
5
6
7
8
9
10
11
12
13
14
15
16
17
18
19
20
21
22
23
24




0
1
2
3
4
5
6
7
8
9
10
11
12
13
14
15
16
17
18
19
20
21
22
23
24




0
1
2
3
4
5
6
7
8
9
10
11
12
13
14
15
16
17
18
19
20
21
22
23
24



0
1
2
3
4
5
6
7
8
9
10
11
12
13
14
15
16
17
18
19
20
21
22
23
24



0
1
2
3
4
5
6
7
8
9
10
11
12
13
14
15
16
17
18
19
20
21
22
23
24




.0
.1
.2
.3
.4
.5
.6
.7
.8
.9
.10
.11
.12
.13
.14
.15
.16
.17
.18
.19
.20
.21
.22
.23
.24

0
1
2
3
4
5
6
7
8
9
10
11
12
13
14
15
16
17
18
19
20
21
22
23
24

A large grid of dotted lines for writing, spanning the entire page below the header and to the right of the time column. The grid is composed of small squares formed by dotted lines, providing a guide for handwriting practice.

.0
.1
.2
.3
.4
.5
.6
.7
.8
.9
.10
.11
.12
.13
.14
.15
.16
.17
.18
.19
.20
.21
.22
.23
.24


0
1
2
3
4
5
6
7
8
9
10
11
12
13
14
15
16
17
18
19
20
21
22
23
24




0
1
2
3
4
5
6
7
8
9
10
11
12
13
14
15
16
17
18
19
20
21
22
23
24

The page features a large grid of dotted lines for writing. A vertical line is drawn between the time column and the rest of the grid. The time column is on the left, and the main grid is on the right. The grid is composed of small squares, with the time column being wider than the individual squares. The grid is intended for writing notes or tasks for each hour of the day.


0
1
2
3
4
5
6
7
8
9
10
11
12
13
14
15
16
17
18
19
20
21
22
23
24



0
1
2
3
4
5
6
7
8
9
10
11
12
13
14
15
16
17
18
19
20
21
22
23
24




0
1
2
3
4
5
6
7
8
9
10
11
12
13
14
15
16
17
18
19
20
21
22
23
24




0
1
2
3
4
5
6
7
8
9
10
11
12
13
14
15
16
17
18
19
20
21
22
23
24

A large grid of dotted lines for writing, with a vertical line separating the time column from the main writing area. The grid is composed of small squares, with a larger square at the top left containing the date and time information. The vertical line is positioned approximately one-third of the way across the page, creating a narrow column for time and a wide area for notes.


0
1
2
3
4
5
6
7
8
9
10
11
12
13
14
15
16
17
18
19
20
21
22
23
24



.0
.1
.2
.3
.4
.5
.6
.7
.8
.9
.10
.11
.12
.13
.14
.15
.16
.17
.18
.19
.20
.21
.22
.23
.24




0
1
2
3
4
5
6
7
8
9
10
11
12
13
14
15
16
17
18
19
20
21
22
23
24



0
1
2
3
4
5
6
7
8
9
10
11
12
13
14
15
16
17
18
19
20
21
22
23
24


The page contains a large grid of dotted lines for writing. A vertical line is drawn between the time column and the rest of the page. The grid is composed of small squares, with the time column being slightly wider than the other columns.

0
1
2
3
4
5
6
7
8
9
10
11
12
13
14
15
16
17
18
19
20
21
22
23
24



The page features a large grid of dotted lines for writing. A vertical line is positioned on the left side, approximately one-third of the way across the page. Three horizontal lines are drawn across the page at the 7, 12, and 18-minute marks on the left margin. The grid extends from the top margin down to the bottom margin and across the entire width of the page.


0
1
2
3
4
5
6
7
8
9
10
11
12
13
14
15
16
17
18
19
20
21
22
23
24




0
1
2
3
4
5
6
7
8
9
10
11
12
13
14
15
16
17
18
19
20
21
22
23
24

The page features a large grid of dotted lines for writing. A vertical line is positioned to the right of the time column, creating a narrow column for time entries and a wide area for notes. The grid is composed of small squares, with the time column being slightly wider than the others.

0
1
2
3
4
5
6
7
8
9
10
11
12
13
14
15
16
17
18
19
20
21
22
23
24




0
1
2
3
4
5
6
7
8
9
10
11
12
13
14
15
16
17
18
19
20
21
22
23
24



0
1
2
3
4
5
6
7
8
9
10
11
12
13
14
15
16
17
18
19
20
21
22
23
24

A large grid of dotted lines for writing, with a vertical line separating the header area from the main grid. The grid is composed of small squares, with a vertical line on the left side and a horizontal line at the top. The header area is shaded and contains the text '6 | 1 SAT' and '2024'. The main grid is a large area of dotted lines for writing, with a vertical line on the left side and a horizontal line at the top. The grid is composed of small squares, with a vertical line on the left side and a horizontal line at the top. The header area is shaded and contains the text '6 | 1 SAT' and '2024'. The main grid is a large area of dotted lines for writing, with a vertical line on the left side and a horizontal line at the top.


0
1
2
3
4
5
6
7
8
9
10
11
12
13
14
15
16
17
18
19
20
21
22
23
24



0
1
2
3
4
5
6
7
8
9
10
11
12
13
14
15
16
17
18
19
20
21
22
23
24

A large grid of dotted lines for writing, with a vertical line separating the time column from the main writing area.


.0
.1
.2
.3
.4
.5
.6
.7
.8
.9
.10
.11
.12
.13
.14
.15
.16
.17
.18
.19
.20
.21
.22
.23
.24



0
1
2
3
4
5
6
7
8
9
10
11
12
13
14
15
16
17
18
19
20
21
22
23
24

A large grid of dotted lines for writing, spanning the entire page below the header and to the right of the time column. The grid is composed of small squares formed by dotted lines, providing a guide for handwriting practice.


.0
.1
.2
.3
.4
.5
.6
.7
.8
.9
.10
.11
.12
.13
.14
.15
.16
.17
.18
.19
.20
.21
.22
.23
.24



0
1
2
3
4
5
6
7
8
9
10
11
12
13
14
15
16
17
18
19
20
21
22
23
24

A large grid of dotted lines for writing, spanning the entire page area below the header and to the right of the time labels. The grid is composed of small squares formed by dotted lines, providing a guide for handwriting practice.


0
1
2
3
4
5
6
7
8
9
10
11
12
13
14
15
16
17
18
19
20
21
22
23
24



0
1
2
3
4
5
6
7
8
9
10
11
12
13
14
15
16
17
18
19
20
21
22
23
24

The page features a large grid of dotted lines for writing. A vertical line is drawn between the time column and the rest of the grid. The time column is on the left, and the main grid is on the right. The grid is composed of small squares, with the time column being slightly wider than the other columns.


0
1
2
3
4
5
6
7
8
9
10
11
12
13
14
15
16
17
18
19
20
21
22
23
24



0
1
2
3
4
5
6
7
8
9
10
11
12
13
14
15
16
17
18
19
20
21
22
23
24

A large grid of dotted lines for writing, spanning the entire page area below the header and to the right of the time column. The grid is composed of small squares formed by dotted lines, providing a guide for handwriting practice.


0
1
2
3
4
5
6
7
8
9
10
11
12
13
14
15
16
17
18
19
20
21
22
23
24



0
1
2
3
4
5
6
7
8
9
10
11
12
13
14
15
16
17
18
19
20
21
22
23
24

A large grid of dotted lines for writing, spanning the entire page area below the header and to the right of the time column. The grid is composed of small squares formed by dotted lines, providing a guide for handwriting practice.


0
1
2
3
4
5
6
7
8
9
10
11
12
13
14
15
16
17
18
19
20
21
22
23
24



0
1
2
3
4
5
6
7
8
9
10
11
12
13
14
15
16
17
18
19
20
21
22
23
24

A large grid of dotted lines for writing, with a vertical line separating the time column from the main writing area. The grid is composed of small squares, with a vertical line on the left side of the main writing area, creating a narrow column for time entries. The time entries are listed on the far left of the page, from 0 to 24.

0
1
2
3
4
5
6
7
8
9
10
11
12
13
14
15
16
17
18
19
20
21
22
23
24




0
1
2
3
4
5
6
7
8
9
10
11
12
13
14
15
16
17
18
19
20
21
22
23
24

The page features a large grid of dotted lines for writing. A vertical line is drawn at the first column of the grid, creating a narrow column on the left side. This column is aligned with the time labels (0-24) and is intended for writing the time of day. The rest of the grid is a wide area for writing notes or tasks.


.0
.1
.2
.3
.4
.5
.6
.7
.8
.9
.10
.11
.12
.13
.14
.15
.16
.17
.18
.19
.20
.21
.22
.23
.24

This page contains a large grid of dotted lines for writing. A vertical line is positioned on the left side, approximately one-third of the way across the page. Three horizontal lines are drawn across the page at rows 7, 12, and 18, dividing the grid into sections. The rows are numbered from 0 to 24 on the left side of the page.

0
1
2
3
4
5
6
7
8
9
10
11
12
13
14
15
16
17
18
19
20
21
22
23
24




0
1
2
3
4
5
6
7
8
9
10
11
12
13
14
15
16
17
18
19
20
21
22
23
24



0
1
2
3
4
5
6
7
8
9
10
11
12
13
14
15
16
17
18
19
20
21
22
23
24

The page features a large grid of dotted lines for writing. A vertical line is drawn at the first column of the grid, creating a narrow column for time entries. The time column is labeled with numbers from 0 to 24. The rest of the page is a wide grid of dotted lines, suitable for writing notes or tasks.


0
1
2
3
4
5
6
7
8
9
10
11
12
13
14
15
16
17
18
19
20
21
22
23
24



0
1
2
3
4
5
6
7
8
9
10
11
12
13
14
15
16
17
18
19
20
21
22
23
24

A large grid of dotted lines for writing, spanning the rest of the page. The grid is composed of small squares formed by dotted lines, providing a guide for handwriting practice. The grid covers the entire page area below the header and the vertical column of numbers.

0
1
2
3
4
5
6
7
8
9
10
11
12
13
14
15
16
17
18
19
20
21
22
23
24



0
1
2
3
4
5
6
7
8
9
10
11
12
13
14
15
16
17
18
19
20
21
22
23
24

A large grid of dotted lines for writing, with a vertical line separating the time column from the main writing area. The grid is composed of small squares, with a vertical line running down the left side, creating a narrow column for time and a wide area for notes.

This page features a large grid of dotted lines for writing. A vertical line runs down the center of the page. Horizontal lines are drawn at intervals of 1 unit, labeled from 0 to 24 on the left side. The grid is intended for writing practice or as a template for a calendar page.

The page contains a large grid of dotted lines for writing. A vertical line is positioned on the left side, approximately one-third of the way across the page. Three horizontal lines are drawn across the page at rows 7, 12, and 18, dividing the grid into sections. The grid extends from row 0 to row 24.


0
1
2
3
4
5
6
7
8
9
10
11
12
13
14
15
16
17
18
19
20
21
22
23
24

A large grid of dotted lines for writing, spanning the entire page below the header and to the right of the time column. The grid is composed of small squares formed by dotted lines, providing a guide for handwriting practice.

.0
.1
.2
.3
.4
.5
.6
.7
.8
.9
.10
.11
.12
.13
.14
.15
.16
.17
.18
.19
.20
.21
.22
.23
.24

0
1
2
3
4
5
6
7
8
9
10
11
12
13
14
15
16
17
18
19
20
21
22
23
24


The page features a large grid of dotted lines for writing. A vertical line is drawn at the first dotted column after the header, creating a narrow column for time. The grid extends to the right edge of the page. The time column is labeled with numbers from 0 to 24, representing hours. The main grid area is empty, providing space for notes or activities.




0
1
2
3
4
5
6
7
8
9
10
11
12
13
14
15
16
17
18
19
20
21
22
23
24

The page contains a large grid of dotted lines for writing. A vertical line is drawn between the time column and the rest of the grid. The grid is composed of small squares, with the time column being slightly wider than the other columns. The grid extends from the top of the page to the bottom, and from the right edge to the vertical line.


0
1
2
3
4
5
6
7
8
9
10
11
12
13
14
15
16
17
18
19
20
21
22
23
24




0
1
2
3
4
5
6
7
8
9
10
11
12
13
14
15
16
17
18
19
20
21
22
23
24



0
1
2
3
4
5
6
7
8
9
10
11
12
13
14
15
16
17
18
19
20
21
22
23
24



0
1
2
3
4
5
6
7
8
9
10
11
12
13
14
15
16
17
18
19
20
21
22
23
24




.0
.1
.2
.3
.4
.5
.6
.7
.8
.9
.10
.11
.12
.13
.14
.15
.16
.17
.18
.19
.20
.21
.22
.23
.24


0
1
2
3
4
5
6
7
8
9
10
11
12
13
14
15
16
17
18
19
20
21
22
23
24

A large grid of dotted lines for writing, spanning the entire page below the header and to the right of the time labels. The grid is composed of small squares formed by dotted lines, providing a guide for handwriting practice.


0
1
2
3
4
5
6
7
8
9
10
11
12
13
14
15
16
17
18
19
20
21
22
23
24



0
1
2
3
4
5
6
7
8
9
10
11
12
13
14
15
16
17
18
19
20
21
22
23
24




0
1
2
3
4
5
6
7
8
9
10
11
12
13
14
15
16
17
18
19
20
21
22
23
24



0
1
2
3
4
5
6
7
8
9
10
11
12
13
14
15
16
17
18
19
20
21
22
23
24

A large grid of dotted lines for writing, spanning the entire page area below the header and to the right of the time column. The grid is composed of small squares formed by dotted lines, providing a guide for handwriting practice. The grid covers the majority of the page, from the top header area down to the bottom margin, and from the left margin to the right edge of the page.

0
1
2
3
4
5
6
7
8
9
10
11
12
13
14
15
16
17
18
19
20
21
22
23
24




7 | 25 THU

2024

0
1
2
3
4
5
6
7
8
9
10
11
12
13
14
15
16
17
18
19
20
21
22
23
24

A large grid of dotted lines for writing, spanning the rest of the page. The grid is composed of small squares formed by dotted lines, providing a guide for handwriting practice. The grid covers the entire page area below the header and to the right of the vertical column of numbers.


0
1
2
3
4
5
6
7
8
9
10
11
12
13
14
15
16
17
18
19
20
21
22
23
24




7 | 27 SAT

2024

0
1
2
3
4
5
6
7
8
9
10
11
12
13
14
15
16
17
18
19
20
21
22
23
24




0
1
2
3
4
5
6
7
8
9
10
11
12
13
14
15
16
17
18
19
20
21
22
23
24



0
1
2
3
4
5
6
7
8
9
10
11
12
13
14
15
16
17
18
19
20
21
22
23
24

A large grid of dotted lines for writing, spanning the entire page area below the header and to the right of the time column. The grid is composed of small squares formed by dotted lines, providing a guide for handwriting practice.


.0
.1
.2
.3
.4
.5
.6
.7
.8
.9
.10
.11
.12
.13
.14
.15
.16
.17
.18
.19
.20
.21
.22
.23
.24



0
1
2
3
4
5
6
7
8
9
10
11
12
13
14
15
16
17
18
19
20
21
22
23
24

The page features a large grid of dotted lines for writing. A vertical line is drawn at the second column from the left, creating a narrow column for time entries. The time column is labeled with numbers from 0 to 24. The rest of the page is a wide grid of dotted lines, suitable for writing notes or activities.


0
1
2
3
4
5
6
7
8
9
10
11
12
13
14
15
16
17
18
19
20
21
22
23
24



0
1
2
3
4
5
6
7
8
9
10
11
12
13
14
15
16
17
18
19
20
21
22
23
24

A large grid of dotted lines for writing, spanning the entire page area below the header and to the right of the time column. The grid is composed of small squares formed by dotted lines, providing a guide for handwriting practice.


0
1
2
3
4
5
6
7
8
9
10
11
12
13
14
15
16
17
18
19
20
21
22
23
24



0
1
2
3
4
5
6
7
8
9
10
11
12
13
14
15
16
17
18
19
20
21
22
23
24

A large grid of dotted lines for writing, spanning the entire page area below the header and to the right of the time labels. The grid is composed of small squares formed by dotted lines, providing a guide for handwriting practice.


.0
.1
.2
.3
.4
.5
.6
.7
.8
.9
-10
-11
-12
-13
-14
-15
-16
-17
-18
-19
-20
-21
-22
-23
-24




0
1
2
3
4
5
6
7
8
9
10
11
12
13
14
15
16
17
18
19
20
21
22
23
24

A large grid of dotted lines for writing, with a vertical line separating the header from the main grid. The grid is composed of small squares, with a vertical line on the left side and a horizontal line at the top. The grid is intended for writing answers to the SAT questions.

0
1
2
3
4
5
6
7
8
9
10
11
12
13
14
15
16
17
18
19
20
21
22
23
24




0
1
2
3
4
5
6
7
8
9
10
11
12
13
14
15
16
17
18
19
20
21
22
23
24




0
1
2
3
4
5
6
7
8
9
10
11
12
13
14
15
16
17
18
19
20
21
22
23
24

A large grid of dotted lines for writing, spanning the entire page below the header and to the right of the time column. The grid is composed of small squares formed by dotted lines, providing a guide for handwriting practice.

.0
.1
.2
.3
.4
.5
.6
.7
.8
.9
.10
.11
.12
.13
.14
.15
.16
.17
.18
.19
.20
.21
.22
.23
.24




0
1
2
3
4
5
6
7
8
9
10
11
12
13
14
15
16
17
18
19
20
21
22
23
24




The page contains a large grid of dotted lines for writing. A vertical line is positioned on the left side, approximately one-third of the way across the page. Three horizontal lines are drawn across the page at rows 7, 12, and 18, dividing the grid into sections. The rows are numbered from 0 to 24 on the left side of the page.

0
1
2
3
4
5
6
7
8
9
10
11
12
13
14
15
16
17
18
19
20
21
22
23
24




0
1
2
3
4
5
6
7
8
9
10
11
12
13
14
15
16
17
18
19
20
21
22
23
24



0
1
2
3
4
5
6
7
8
9
10
11
12
13
14
15
16
17
18
19
20
21
22
23
24

A large grid of dotted lines for writing, with a vertical line separating the time column from the main writing area. The grid is composed of small squares, with a vertical line running down the left side, creating a narrow column for time and a wide area for notes.

0
1
2
3
4
5
6
7
8
9
10
11
12
13
14
15
16
17
18
19
20
21
22
23
24



0
1
2
3
4
5
6
7
8
9
10
11
12
13
14
15
16
17
18
19
20
21
22
23
24

A large grid of dotted lines for writing, with a vertical line separating the time column from the main writing area.

This page contains a large grid of dotted lines for writing. The grid is bounded by a vertical line on the left and horizontal lines at intervals of 1 unit from 0 to 24. The numbers 0 through 24 are listed on the left side of the grid, corresponding to the horizontal lines. The grid is intended for writing or drawing.


0
1
2
3
4
5
6
7
8
9
10
11
12
13
14
15
16
17
18
19
20
21
22
23
24

A large grid of dotted lines for writing, with a vertical line separating the time column from the main writing area.

This page features a large grid of dotted lines for writing. A vertical line is positioned on the left side, approximately one-third of the way across the page. Three horizontal lines are drawn across the page at rows 7, 12, and 18, creating a structure for writing. The grid extends from row 0 to row 24.

0
1
2
3
4
5
6
7
8
9
10
11
12
13
14
15
16
17
18
19
20
21
22
23
24


A large grid of dotted lines for writing, with a vertical line separating the time column from the main writing area. The grid is composed of small squares, with the time column on the left and the main writing area on the right.



0
1
2
3
4
5
6
7
8
9
10
11
12
13
14
15
16
17
18
19
20
21
22
23
24

The page features a large grid of dotted lines for writing. A vertical line is drawn between the time column and the rest of the grid. The time column is on the left, and the main grid is on the right. The grid is composed of small squares, with the time column being slightly wider than the other columns.

0
1
2
3
4
5
6
7
8
9
10
11
12
13
14
15
16
17
18
19
20
21
22
23
24




0
1
2
3
4
5
6
7
8
9
10
11
12
13
14
15
16
17
18
19
20
21
22
23
24

A large grid of dotted lines for writing, spanning the entire page area below the header and to the right of the time column. The grid is composed of small squares formed by dotted lines, providing a guide for handwriting practice.

The page contains a large grid of dotted lines for writing. A vertical line is positioned on the left side, approximately one-third of the way across the page. Three horizontal lines are drawn across the grid at rows 7, 12, and 18, dividing the page into sections. The grid extends from row 0 to row 24.


0
1
2
3
4
5
6
7
8
9
10
11
12
13
14
15
16
17
18
19
20
21
22
23
24



0
1
2
3
4
5
6
7
8
9
10
11
12
13
14
15
16
17
18
19
20
21
22
23
24

A large grid of dotted lines for writing, with a vertical line separating the header from the main grid. The grid is composed of small squares, with a vertical line on the left side and a horizontal line at the top. The header area is shaded and contains the text '9 | 7 SAT' and '2024'. The main grid area is white with dotted lines.

0
1
2
3
4
5
6
7
8
9
10
11
12
13
14
15
16
17
18
19
20
21
22
23
24




0
1
2
3
4
5
6
7
8
9
10
11
12
13
14
15
16
17
18
19
20
21
22
23
24

The page contains a large grid of dotted lines for writing. A vertical line is drawn at the first column of the grid, creating a narrow column for time entries. The grid extends to the right edge of the page. The time column is labeled with numbers from 0 to 24, representing hours of the day.


This page contains a large grid of dotted lines for writing. A vertical line is positioned on the left side, approximately one-third of the way across the page. Three horizontal lines are drawn across the page at rows 7, 12, and 18, creating a structure for writing. The grid extends from row 0 to row 24.


.0
.1
.2
.3
.4
.5
.6
.7
.8
.9
.10
.11
.12
.13
.14
.15
.16
.17
.18
.19
.20
.21
.22
.23
.24



0
1
2
3
4
5
6
7
8
9
10
11
12
13
14
15
16
17
18
19
20
21
22
23
24


0
1
2
3
4
5
6
7
8
9
10
11
12
13
14
15
16
17
18
19
20
21
22
23
24







This page contains a large grid of dotted lines for writing. A vertical line is positioned on the left side, approximately one-third of the way across the page. Three horizontal lines are drawn across the page at rows 7, 12, and 18, dividing the grid into sections. The rows are numbered from 0 to 24 on the left side of the page.

0
1
2
3
4
5
6
7
8
9
10
11
12
13
14
15
16
17
18
19
20
21
22
23
24



0
1
2
3
4
5
6
7
8
9
10
11
12
13
14
15
16
17
18
19
20
21
22
23
24






The image shows a calendar page for Monday, September 23, 2024. The page features a grid of 24 rows, numbered 0 to 24 on the left side. A vertical line is drawn down the center of the grid. Three horizontal lines are drawn across the grid at rows 7, 12, and 18, dividing the page into sections. The grid is composed of small squares, and the numbers 0 through 24 are aligned with the left edge of the grid.

0
1
2
3
4
5
6
7
8
9
10
11
12
13
14
15
16
17
18
19
20
21
22
23
24

A large grid of dotted lines for writing, with a vertical line separating the time column from the main grid.

.0
.1
.2
.3
.4
.5
.6
.7
.8
.9
.10
.11
.12
.13
.14
.15
.16
.17
.18
.19
.20
.21
.22
.23
.24

0
1
2
3
4
5
6
7
8
9
10
11
12
13
14
15
16
17
18
19
20
21
22
23
24



0
1
2
3
4
5
6
7
8
9
10
11
12
13
14
15
16
17
18
19
20
21
22
23
24


The page contains a large grid of dotted lines for writing. A vertical line is drawn between the time column and the rest of the grid. The grid is intended for daily planning or journaling.

.0
.1
.2
.3
.4
.5
.6
.7
.8
.9
.10
.11
.12
.13
.14
.15
.16
.17
.18
.19
.20
.21
.22
.23
.24


0
1
2
3
4
5
6
7
8
9
10
11
12
13
14
15
16
17
18
19
20
21
22
23
24

The main body of the page is a large grid of dotted lines, intended for writing or drawing. The grid covers the area from the right side of the time column to the right edge of the page, and from the top of the page to the bottom. The grid is composed of small, uniform squares formed by dotted lines.


0
1
2
3
4
5
6
7
8
9
10
11
12
13
14
15
16
17
18
19
20
21
22
23
24




0
1
2
3
4
5
6
7
8
9
10
11
12
13
14
15
16
17
18
19
20
21
22
23
24



0
1
2
3
4
5
6
7
8
9
10
11
12
13
14
15
16
17
18
19
20
21
22
23
24




.0
.1
.2
.3
.4
.5
.6
.7
.8
.9
.10
.11
.12
.13
.14
.15
.16
.17
.18
.19
.20
.21
.22
.23
.24




0
1
2
3
4
5
6
7
8
9
10
11
12
13
14
15
16
17
18
19
20
21
22
23
24

The page features a large grid of dotted lines for writing, spanning the entire page area below the header and to the right of the time column. The grid is composed of small squares, with a vertical line separating the time column from the main writing area.


0
1
2
3
4
5
6
7
8
9
10
11
12
13
14
15
16
17
18
19
20
21
22
23
24




0
1
2
3
4
5
6
7
8
9
10
11
12
13
14
15
16
17
18
19
20
21
22
23
24



0
1
2
3
4
5
6
7
8
9
10
11
12
13
14
15
16
17
18
19
20
21
22
23
24



0
1
2
3
4
5
6
7
8
9
10
11
12
13
14
15
16
17
18
19
20
21
22
23
24




10 | 15 TUE

2024

0
1
2
3
4
5
6
7
8
9
10
11
12
13
14
15
16
17
18
19
20
21
22
23
24

0
1
2
3
4
5
6
7
8
9
10
11
12
13
14
15
16
17
18
19
20
21
22
23
24




10 | 17 THU


2024

0
1
2
3
4
5
6
7
8
9
10
11
12
13
14
15
16
17
18
19
20
21
22
23
24


0
1
2
3
4
5
6
7
8
9
10
11
12
13
14
15
16
17
18
19
20
21
22
23
24



0
1
2
3
4
5
6
7
8
9
10
11
12
13
14
15
16
17
18
19
20
21
22
23
24




0
1
2
3
4
5
6
7
8
9
10
11
12
13
14
15
16
17
18
19
20
21
22
23
24



0
1
2
3
4
5
6
7
8
9
10
11
12
13
14
15
16
17
18
19
20
21
22
23
24

A large grid of dotted lines for writing, spanning the entire page area below the header and to the right of the time column. The grid is composed of small squares formed by dotted lines, providing a guide for handwriting practice.

0
1
2
3
4
5
6
7
8
9
10
11
12
13
14
15
16
17
18
19
20
21
22
23
24




10 | 25 FRI

2024

0
1
2
3
4
5
6
7
8
9
10
11
12
13
14
15
16
17
18
19
20
21
22
23
24


0
1
2
3
4
5
6
7
8
9
10
11
12
13
14
15
16
17
18
19
20
21
22
23
24



0
1
2
3
4
5
6
7
8
9
10
11
12
13
14
15
16
17
18
19
20
21
22
23
24

The page features a large grid of dotted lines for writing. A vertical line is drawn at the first column of the grid, creating a narrow column for time entries. The grid extends to the right edge of the page, providing ample space for notes and activities.

0
1
2
3
4
5
6
7
8
9
10
11
12
13
14
15
16
17
18
19
20
21
22
23
24




10 | 29 TUE

2024

0
1
2
3
4
5
6
7
8
9
10
11
12
13
14
15
16
17
18
19
20
21
22
23
24


0
1
2
3
4
5
6
7
8
9
10
11
12
13
14
15
16
17
18
19
20
21
22
23
24




0
1
2
3
4
5
6
7
8
9
10
11
12
13
14
15
16
17
18
19
20
21
22
23
24

A large grid of dotted lines for writing, spanning the entire page area below the header and to the right of the time labels. The grid is composed of small squares formed by dotted lines, providing a guide for handwriting practice.

0
1
2
3
4
5
6
7
8
9
10
11
12
13
14
15
16
17
18
19
20
21
22
23
24




0
1
2
3
4
5
6
7
8
9
10
11
12
13
14
15
16
17
18
19
20
21
22
23
24



0
1
2
3
4
5
6
7
8
9
10
11
12
13
14
15
16
17
18
19
20
21
22
23
24

A large grid of dotted lines for writing, with a vertical line separating the time column from the main writing area. The grid covers the entire page below the header and to the right of the time column.


0
1
2
3
4
5
6
7
8
9
10
11
12
13
14
15
16
17
18
19
20
21
22
23
24




0
1
2
3
4
5
6
7
8
9
10
11
12
13
14
15
16
17
18
19
20
21
22
23
24

The page contains a large grid of dotted lines for writing, spanning the entire page area below the header and to the right of the time column. The grid is composed of small squares, with a vertical line separating the time column from the rest of the page.


0
1
2
3
4
5
6
7
8
9
10
11
12
13
14
15
16
17
18
19
20
21
22
23
24




0
1
2
3
4
5
6
7
8
9
10
11
12
13
14
15
16
17
18
19
20
21
22
23
24




0
1
2
3
4
5
6
7
8
9
10
11
12
13
14
15
16
17
18
19
20
21
22
23
24



0
1
2
3
4
5
6
7
8
9
10
11
12
13
14
15
16
17
18
19
20
21
22
23
24




0
1
2
3
4
5
6
7
8
9
10
11
12
13
14
15
16
17
18
19
20
21
22
23
24




0
1
2
3
4
5
6
7
8
9
10
11
12
13
14
15
16
17
18
19
20
21
22
23
24

A large grid of dotted lines for writing, with a vertical line separating the time column from the main grid. The grid is composed of small squares, with a vertical line running down the center of the page. The time column on the left is shaded and contains the numbers 0 through 24. The main grid is white with dotted lines.


0
1
2
3
4
5
6
7
8
9
10
11
12
13
14
15
16
17
18
19
20
21
22
23
24




0
1
2
3
4
5
6
7
8
9
10
11
12
13
14
15
16
17
18
19
20
21
22
23
24



0
1
2
3
4
5
6
7
8
9
10
11
12
13
14
15
16
17
18
19
20
21
22
23
24




0
1
2
3
4
5
6
7
8
9
10
11
12
13
14
15
16
17
18
19
20
21
22
23
24




0
1
2
3
4
5
6
7
8
9
10
11
12
13
14
15
16
17
18
19
20
21
22
23
24

A large grid of dotted lines for writing, spanning the rest of the page. The grid is composed of small squares formed by dotted lines, providing a guide for handwriting practice. The grid covers the entire page area below the header and the time column.


0
1
2
3
4
5
6
7
8
9
10
11
12
13
14
15
16
17
18
19
20
21
22
23
24




0
1
2
3
4
5
6
7
8
9
10
11
12
13
14
15
16
17
18
19
20
21
22
23
24




0
1
2
3
4
5
6
7
8
9
10
11
12
13
14
15
16
17
18
19
20
21
22
23
24




0
1
2
3
4
5
6
7
8
9
10
11
12
13
14
15
16
17
18
19
20
21
22
23
24



0
1
2
3
4
5
6
7
8
9
10
11
12
13
14
15
16
17
18
19
20
21
22
23
24




0
1
2
3
4
5
6
7
8
9
10
11
12
13
14
15
16
17
18
19
20
21
22
23
24



0
1
2
3
4
5
6
7
8
9
10
11
12
13
14
15
16
17
18
19
20
21
22
23
24


The page features a large grid of dotted lines for writing. A vertical line is drawn between the time column and the rest of the grid. The time column is on the left, and the main grid is on the right. The grid is composed of small squares, with the time column being wider than the individual squares. The grid is intended for writing a schedule or notes for the day of Sunday, August 12, 2024.

0
1
2
3
4
5
6
7
8
9
10
11
12
13
14
15
16
17
18
19
20
21
22
23
24




0
1
2
3
4
5
6
7
8
9
10
11
12
13
14
15
16
17
18
19
20
21
22
23
24

0
1
2
3
4
5
6
7
8
9
10
11
12
13
14
15
16
17
18
19
20
21
22
23
24




0
1
2
3
4
5
6
7
8
9
10
11
12
13
14
15
16
17
18
19
20
21
22
23
24



12 | 14 SAT


2024

0
1
2
3
4
5
6
7
8
9
10
11
12
13
14
15
16
17
18
19
20
21
22
23
24




0
1
2
3
4
5
6
7
8
9
10
11
12
13
14
15
16
17
18
19
20
21
22
23
24


0
1
2
3
4
5
6
7
8
9
10
11
12
13
14
15
16
17
18
19
20
21
22
23
24



.0
.1
.2
.3
.4
.5
.6
.7
.8
.9
.10
.11
.12
.13
.14
.15
.16
.17
.18
.19
.20
.21
.22
.23
.24




0
1
2
3
4
5
6
7
8
9
10
11
12
13
14
15
16
17
18
19
20
21
22
23
24



0
1
2
3
4
5
6
7
8
9
10
11
12
13
14
15
16
17
18
19
20
21
22
23
24

The page features a large grid of dotted lines for writing. A vertical line is drawn at the first column of the grid, creating a narrow column for time entries. The grid extends across the rest of the page, providing space for notes and activities.


0
1
2
3
4
5
6
7
8
9
10
11
12
13
14
15
16
17
18
19
20
21
22
23
24




0
1
2
3
4
5
6
7
8
9
10
11
12
13
14
15
16
17
18
19
20
21
22
23
24

The page contains a large grid of dotted lines for writing, organized into a table with 24 rows and multiple columns. The rows are labeled on the left side with numbers from 0 to 24. The grid is designed for easy writing and organization.

0
1
2
3
4
5
6
7
8
9
10
11
12
13
14
15
16
17
18
19
20
21
22
23
24




0
1
2
3
4
5
6
7
8
9
10
11
12
13
14
15
16
17
18
19
20
21
22
23
24



This page features a large grid of dotted lines for writing. A vertical line is positioned on the left side, approximately one-third of the way across the page. Three horizontal lines are drawn across the page at rows 7, 12, and 18, dividing the grid into sections. The rows are numbered from 0 to 24 on the left side of the page.


0
1
2
3
4
5
6
7
8
9
10
11
12
13
14
15
16
17
18
19
20
21
22
23
24



0
1
2
3
4
5
6
7
8
9
10
11
12
13
14
15
16
17
18
19
20
21
22
23
24


A large grid of dotted lines for writing, with a vertical line separating the time column from the main grid. The grid is designed for daily planning or journaling.

0
1
2
3
4
5
6
7
8
9
10
11
12
13
14
15
16
17
18
19
20
21
22
23
24



0
1
2
3
4
5
6
7
8
9
10
11
12
13
14
15
16
17
18
19
20
21
22
23
24


A large grid of dotted lines for writing, with a vertical line separating the time column from the main grid.



0
1
2
3
4
5
6
7
8
9
10
11
12
13
14
15
16
17
18
19
20
21
22
23
24


The page contains a large grid of dotted lines for writing. A vertical line is drawn at the first column after the header. The grid extends from the top of the page to the bottom, and from the second column to the right edge. The time column on the left is also filled with dotted lines.

0
1
2
3
4
5
6
7
8
9
10
11
12
13
14
15
16
17
18
19
20
21
22
23
24



0
1
2
3
4
5
6
7
8
9
10
11
12
13
14
15
16
17
18
19
20
21
22
23
24

0
1
2
3
4
5
6
7
8
9
10
11
12
13
14
15
16
17
18
19
20
21
22
23
24




0
1
2
3
4
5
6
7
8
9
10
11
12
13
14
15
16
17
18
19
20
21
22
23
24

A large grid of dotted lines for writing, with a vertical line separating the header area from the main grid. The grid is composed of small squares, with a vertical line on the left side and a horizontal line at the top. The grid is intended for writing notes or answers.

The page contains a large grid of dotted lines for writing. A vertical line is drawn down the page, approximately one-third of the way from the left edge. The left margin contains numbers from 0 to 24, with a period after each number. The main writing area is a large rectangle of dotted lines.

0
1
2
3
4
5
6
7
8
9
10
11
12
13
14
15
16
17
18
19
20
21
22
23
24


0
1
2
3
4
5
6
7
8
9
10
11
12
13
14
15
16
17
18
19
20
21
22
23
24




0
1
2
3
4
5
6
7
8
9
10
11
12
13
14
15
16
17
18
19
20
21
22
23
24

A large grid of dotted lines for writing, spanning the rest of the page. The grid is composed of small squares formed by dotted lines, providing a guide for handwriting practice. The grid covers the entire page area below the header and the time labels on the left.

0
1
2
3
4
5
6
7
8
9
10
11
12
13
14
15
16
17
18
19
20
21
22
23
24




0
1
2
3
4
5
6
7
8
9
10
11
12
13
14
15
16
17
18
19
20
21
22
23
24




0	
1	
2	
3	
4	
5	
6	
7	
8	
9	
10	
11	
12	
13	
14	
15	
16	
17	
18	
19	
20	
21	
22	
23	
24	

0
1
2
3
4
5
6
7
8
9
10
11
12
13
14
15
16
17
18
19
20
21
22
23
24




0
1
2
3
4
5
6
7
8
9
10
11
12
13
14
15
16
17
18
19
20
21
22
23
24



0
1
2
3
4
5
6
7
8
9
10
11
12
13
14
15
16
17
18
19
20
21
22
23
24

A large grid of dotted lines for writing, with a vertical line separating the time column from the main grid. The grid is intended for daily planning or journaling.

0
1
2
3
4
5
6
7
8
9
10
11
12
13
14
15
16
17
18
19
20
21
22
23
24




1 | 25 SAT

2025

0
1
2
3
4
5
6
7
8
9
10
11
12
13
14
15
16
17
18
19
20
21
22
23
24


.0
.1
.2
.3
.4
.5
.6
.7
.8
.9
.10
.11
.12
.13
.14
.15
.16
.17
.18
.19
.20
.21
.22
.23
.24



0
1
2
3
4
5
6
7
8
9
10
11
12
13
14
15
16
17
18
19
20
21
22
23
24


A large grid of dotted lines for writing, with a vertical line separating the time column from the main grid. The grid is intended for daily planning or journaling.

0
1
2
3
4
5
6
7
8
9
10
11
12
13
14
15
16
17
18
19
20
21
22
23
24



0
1
2
3
4
5
6
7
8
9
10
11
12
13
14
15
16
17
18
19
20
21
22
23
24

A large grid of dotted lines for writing, spanning the entire page area below the header and to the right of the time column. The grid is composed of small squares formed by dotted lines, providing a guide for handwriting practice.



0
1
2
3
4
5
6
7
8
9
10
11
12
13
14
15
16
17
18
19
20
21
22
23
24

The page features a large grid of dotted lines for writing. A vertical line is drawn at the second column from the left, separating the time column from the rest of the page. The grid extends from the top header to the bottom of the page and across most of the width.


The page contains a large grid of dotted lines for writing. A vertical line is positioned on the left side, approximately one-third of the way across the page. Three horizontal lines are drawn across the grid at rows 7, 12, and 18, creating a structure for writing. The grid extends from row 0 to row 24.

The page contains a large grid of dotted lines for writing. A vertical line is positioned on the left side, approximately one-third of the way across the page. Three horizontal lines are drawn across the page at rows 7, 12, and 18, dividing the grid into sections. The rows are numbered from 0 to 24 on the left side of the page.

0
1
2
3
4
5
6
7
8
9
10
11
12
13
14
15
16
17
18
19
20
21
22
23
24

The page contains a large grid of dotted lines for writing. A vertical line is drawn at the first dotted column after the time column. The grid extends to the right edge of the page. The time column on the left is shaded light gray and contains the numbers 0 through 24, representing hours. The main grid area is white with a light gray border.


0
1
2
3
4
5
6
7
8
9
10
11
12
13
14
15
16
17
18
19
20
21
22
23
24




0
1
2
3
4
5
6
7
8
9
10
11
12
13
14
15
16
17
18
19
20
21
22
23
24

A large grid of dotted lines for writing, with a vertical line separating the header area from the main grid. The grid is composed of small squares, with a vertical line on the left side and a horizontal line at the top. The header area is shaded and contains the text '2 | 8 SAT' and '2025'. The main grid is a large area of dotted lines for writing.

0
1
2
3
4
5
6
7
8
9
10
11
12
13
14
15
16
17
18
19
20
21
22
23
24






0
1
2
3
4
5
6
7
8
9
10
11
12
13
14
15
16
17
18
19
20
21
22
23
24

A large grid of dotted lines for writing, with a vertical line separating the time column from the main writing area. The grid is composed of small squares, with a larger square at the top left containing the date and time information. The vertical line is positioned approximately one-third of the way across the page, creating a narrow column for time and a wide area for notes.


0
1
2
3
4
5
6
7
8
9
10
11
12
13
14
15
16
17
18
19
20
21
22
23
24

The main body of the page is a large grid of dotted lines, typical of graph paper. A solid vertical line runs down the left side of the grid, starting from the top header and extending to the bottom. The grid is intended for writing or drawing.


0
1
2
3
4
5
6
7
8
9
10
11
12
13
14
15
16
17
18
19
20
21
22
23
24



0
1
2
3
4
5
6
7
8
9
10
11
12
13
14
15
16
17
18
19
20
21
22
23
24



0
1
2
3
4
5
6
7
8
9
10
11
12
13
14
15
16
17
18
19
20
21
22
23
24





0
1
2
3
4
5
6
7
8
9
10
11
12
13
14
15
16
17
18
19
20
21
22
23
24

A large grid of dotted lines for writing, spanning the entire page area below the header and to the right of the time column. The grid is composed of small squares formed by dotted lines, providing a guide for handwriting practice.

This page features a large grid of dotted lines for writing. A vertical line runs down the center of the page. Horizontal lines are drawn across the grid at rows 7, 12, and 18. The grid is otherwise empty, providing space for notes or calculations.

0
1
2
3
4
5
6
7
8
9
10
11
12
13
14
15
16
17
18
19
20
21
22
23
24






0
1
2
3
4
5
6
7
8
9
10
11
12
13
14
15
16
17
18
19
20
21
22
23
24

The page features a large grid of dotted lines for writing. A vertical line is drawn at the first column of the grid, creating a narrow column for time entries. The grid extends across the rest of the page, providing space for notes and tasks.


.0
.1
.2
.3
.4
.5
.6
.7
.8
.9
.10
.11
.12
.13
.14
.15
.16
.17
.18
.19
.20
.21
.22
.23
.24



0
1
2
3
4
5
6
7
8
9
10
11
12
13
14
15
16
17
18
19
20
21
22
23
24


A large grid of dotted lines for writing, spanning the entire page below the header and to the right of the time column. The grid is composed of small squares formed by dotted lines, providing a guide for handwriting practice.

0
1
2
3
4
5
6
7
8
9
10
11
12
13
14
15
16
17
18
19
20
21
22
23
24



0
1
2
3
4
5
6
7
8
9
10
11
12
13
14
15
16
17
18
19
20
21
22
23
24


A large grid of dotted lines for writing, with a vertical line separating the time column from the main grid. The grid is intended for scheduling or planning activities throughout the day.




0
1
2
3
4
5
6
7
8
9
10
11
12
13
14
15
16
17
18
19
20
21
22
23
24

The page features a large grid of dotted lines for writing. A vertical line is drawn between the time column and the rest of the page. The time column is on the left, and the main grid is on the right. The grid is composed of small squares, with a larger square at the top left corner.

0
1
2
3
4
5
6
7
8
9
10
11
12
13
14
15
16
17
18
19
20
21
22
23
24




0
1
2
3
4
5
6
7
8
9
10
11
12
13
14
15
16
17
18
19
20
21
22
23
24




0
1
2
3
4
5
6
7
8
9
10
11
12
13
14
15
16
17
18
19
20
21
22
23
24

A large grid of dotted lines for writing, with a vertical line separating the time column from the main grid. The grid is intended for scheduling or planning activities throughout the day.


0
1
2
3
4
5
6
7
8
9
10
11
12
13
14
15
16
17
18
19
20
21
22
23
24




0
1
2
3
4
5
6
7
8
9
10
11
12
13
14
15
16
17
18
19
20
21
22
23
24



.0
.1
.2
.3
.4
.5
.6
.7
.8
.9
.10
.11
.12
.13
.14
.15
.16
.17
.18
.19
.20
.21
.22
.23
.24




.0
.1
.2
.3
.4
.5
.6
.7
.8
.9
.10
.11
.12
.13
.14
.15
.16
.17
.18
.19
.20
.21
.22
.23
.24




0
1
2
3
4
5
6
7
8
9
10
11
12
13
14
15
16
17
18
19
20
21
22
23
24

A large grid of dotted lines for writing, with a vertical line separating the time column from the main grid.


0
1
2
3
4
5
6
7
8
9
10
11
12
13
14
15
16
17
18
19
20
21
22
23
24



0
1
2
3
4
5
6
7
8
9
10
11
12
13
14
15
16
17
18
19
20
21
22
23
24




0
1
2
3
4
5
6
7
8
9
10
11
12
13
14
15
16
17
18
19
20
21
22
23
24




0
1
2
3
4
5
6
7
8
9
10
11
12
13
14
15
16
17
18
19
20
21
22
23
24

A large grid of dotted lines for writing, with a vertical line separating the time column from the main grid. The grid is intended for scheduling or planning activities throughout the day.


0
1
2
3
4
5
6
7
8
9
10
11
12
13
14
15
16
17
18
19
20
21
22
23
24




0
1
2
3
4
5
6
7
8
9
10
11
12
13
14
15
16
17
18
19
20
21
22
23
24



0
1
2
3
4
5
6
7
8
9
10
11
12
13
14
15
16
17
18
19
20
21
22
23
24



0
1
2
3
4
5
6
7
8
9
10
11
12
13
14
15
16
17
18
19
20
21
22
23
24



This page features a large grid of dotted lines for writing. A vertical line runs down the center of the page. Horizontal lines are drawn at intervals of 1 unit, labeled from 0 to 24 on the left side. The grid is intended for writing practice or as a template for a calendar page.

0
1
2
3
4
5
6
7
8
9
10
11
12
13
14
15
16
17
18
19
20
21
22
23
24


A large grid of dotted lines for writing, with a vertical line separating the time column from the main grid. The grid is intended for daily planning or journaling.

This page features a large grid of dotted lines for writing. A vertical line is positioned on the left side, approximately one-third of the way across the page. Three horizontal lines are drawn across the page at rows 7, 12, and 18, creating sections for notes. The grid extends from row 0 to row 24.


0
1
2
3
4
5
6
7
8
9
10
11
12
13
14
15
16
17
18
19
20
21
22
23
24

The page features a large grid of dotted lines for writing. A vertical line is drawn at the first dotted column after the header. The time column on the left contains numbers from 0 to 24, with horizontal lines extending from each number across the page. The main grid area is bounded by a vertical line on the left and a vertical line on the right, with a horizontal line at the top and a horizontal line at the bottom.


0
1
2
3
4
5
6
7
8
9
10
11
12
13
14
15
16
17
18
19
20
21
22
23
24



.0
.1
.2
.3
.4
.5
.6
.7
.8
.9
.10
.11
.12
.13
.14
.15
.16
.17
.18
.19
.20
.21
.22
.23
.24



0
1
2
3
4
5
6
7
8
9
10
11
12
13
14
15
16
17
18
19
20
21
22
23
24



0
1
2
3
4
5
6
7
8
9
10
11
12
13
14
15
16
17
18
19
20
21
22
23
24

