



0
1
2
3
4
5
6
7
8
9
10
11
12
13
14
15
16
17
18
19
20
21
22
23
24

0
1
2
3
4
5
6
7
8
9
10
11
12
13
14
15
16
17
18
19
20
21
22
23
24


A large grid of dotted lines for writing, spanning the entire page area below the header and to the right of the time labels. The grid is composed of small squares formed by dotted lines, providing a guide for handwriting practice.

0
1
2
3
4
5
6
7
8
9
10
11
12
13
14
15
16
17
18
19
20
21
22
23
24







0
1
2
3
4
5
6
7
8
9
10
11
12
13
14
15
16
17
18
19
20
21
22
23
24




0
1
2
3
4
5
6
7
8
9
10
11
12
13
14
15
16
17
18
19
20
21
22
23
24




0
1
2
3
4
5
6
7
8
9
10
11
12
13
14
15
16
17
18
19
20
21
22
23
24



0
1
2
3
4
5
6
7
8
9
10
11
12
13
14
15
16
17
18
19
20
21
22
23
24




0
1
2
3
4
5
6
7
8
9
10
11
12
13
14
15
16
17
18
19
20
21
22
23
24




0
1
2
3
4
5
6
7
8
9
10
11
12
13
14
15
16
17
18
19
20
21
22
23
24

A large grid of dotted lines for writing, spanning the entire page area below the header and to the right of the time labels. The grid is composed of small squares formed by dotted lines, providing a guide for handwriting practice.


0
1
2
3
4
5
6
7
8
9
10
11
12
13
14
15
16
17
18
19
20
21
22
23
24



0
1
2
3
4
5
6
7
8
9
10
11
12
13
14
15
16
17
18
19
20
21
22
23
24




0
1
2
3
4
5
6
7
8
9
10
11
12
13
14
15
16
17
18
19
20
21
22
23
24




0
1
2
3
4
5
6
7
8
9
10
11
12
13
14
15
16
17
18
19
20
21
22
23
24

The page contains a large grid of dotted lines for writing, organized into a table with 24 rows and multiple columns. The rows are labeled on the left side with numbers from 0 to 24. The grid is designed for taking notes or scheduling.

0
1
2
3
4
5
6
7
8
9
10
11
12
13
14
15
16
17
18
19
20
21
22
23
24




0
1
2
3
4
5
6
7
8
9
10
11
12
13
14
15
16
17
18
19
20
21
22
23
24




The page contains a large grid of dotted lines for writing. A vertical line is positioned at the first column of the grid. Three horizontal lines are drawn across the grid at rows 7, 12, and 18. The grid extends from row 0 to row 24 and from the vertical line to the right edge of the page.

0
1
2
3
4
5
6
7
8
9
10
11
12
13
14
15
16
17
18
19
20
21
22
23
24




0
1
2
3
4
5
6
7
8
9
10
11
12
13
14
15
16
17
18
19
20
21
22
23
24



0
1
2
3
4
5
6
7
8
9
10
11
12
13
14
15
16
17
18
19
20
21
22
23
24

0
1
2
3
4
5
6
7
8
9
10
11
12
13
14
15
16
17
18
19
20
21
22
23
24


0
1
2
3
4
5
6
7
8
9
10
11
12
13
14
15
16
17
18
19
20
21
22
23
24



0
1
2
3
4
5
6
7
8
9
10
11
12
13
14
15
16
17
18
19
20
21
22
23
24


A large grid of dotted lines for writing, with a vertical line separating the time column from the main grid. The grid is intended for scheduling or planning activities throughout the day.

0
1
2
3
4
5
6
7
8
9
10
11
12
13
14
15
16
17
18
19
20
21
22
23
24





The page contains a large grid of dotted lines for writing. A vertical line is positioned on the left side, approximately one-third of the way across the page. Three horizontal lines are drawn across the page at row indices 7, 12, and 18, dividing the grid into sections. The grid extends from row 0 to row 24.

0
1
2
3
4
5
6
7
8
9
10
11
12
13
14
15
16
17
18
19
20
21
22
23
24




0
1
2
3
4
5
6
7
8
9
10
11
12
13
14
15
16
17
18
19
20
21
22
23
24






0
1
2
3
4
5
6
7
8
9
10
11
12
13
14
15
16
17
18
19
20
21
22
23
24



0
1
2
3
4
5
6
7
8
9
10
11
12
13
14
15
16
17
18
19
20
21
22
23
24

A large grid of dotted lines for writing, spanning the rest of the page. The grid is composed of small squares formed by dotted lines, providing a guide for handwriting practice. The grid covers the entire page area below the header and the vertical column of numbers.




0
1
2
3
4
5
6
7
8
9
10
11
12
13
14
15
16
17
18
19
20
21
22
23
24


A large grid of dotted lines for writing, with a vertical line separating the header area from the main grid. The grid is composed of small squares, with a vertical line running down the left side of the main grid area, approximately one-third of the way from the left edge. The header area at the top is shaded and contains the text '2 | 19 MON' and '2024'. The main grid area is filled with a pattern of small squares, with a vertical line running down the left side of the main grid area, approximately one-third of the way from the left edge. The grid is composed of small squares, with a vertical line running down the left side of the main grid area, approximately one-third of the way from the left edge.

0
1
2
3
4
5
6
7
8
9
10
11
12
13
14
15
16
17
18
19
20
21
22
23
24


The page features a large grid of dotted lines for writing. A vertical line is drawn at the first column of the grid, creating a narrow column for time entries. The grid extends across the rest of the page, providing ample space for notes and tasks.

0
1
2
3
4
5
6
7
8
9
10
11
12
13
14
15
16
17
18
19
20
21
22
23
24






0
1
2
3
4
5
6
7
8
9
10
11
12
13
14
15
16
17
18
19
20
21
22
23
24




0
1
2
3
4
5
6
7
8
9
10
11
12
13
14
15
16
17
18
19
20
21
22
23
24




0
1
2
3
4
5
6
7
8
9
10
11
12
13
14
15
16
17
18
19
20
21
22
23
24

The main body of the page is a large grid of dotted lines, intended for writing. A vertical line is drawn between the header information and the grid. The grid extends from the top of the page down to the bottom, and across most of the width, leaving a narrow margin on the right side.


0
1
2
3
4
5
6
7
8
9
10
11
12
13
14
15
16
17
18
19
20
21
22
23
24



0
1
2
3
4
5
6
7
8
9
10
11
12
13
14
15
16
17
18
19
20
21
22
23
24




0
1
2
3
4
5
6
7
8
9
10
11
12
13
14
15
16
17
18
19
20
21
22
23
24



0
1
2
3
4
5
6
7
8
9
10
11
12
13
14
15
16
17
18
19
20
21
22
23
24

The page features a large grid of dotted lines for writing. A vertical line is drawn at the second column from the left, creating a narrow column for time entries. The grid extends to the right edge of the page. The time column is labeled with numbers from 0 to 24, representing hours of the day.

0
1
2
3
4
5
6
7
8
9
10
11
12
13
14
15
16
17
18
19
20
21
22
23
24



0
1
2
3
4
5
6
7
8
9
10
11
12
13
14
15
16
17
18
19
20
21
22
23
24

A large grid of dotted lines for writing, spanning the entire page below the header and to the right of the time column. The grid is composed of small squares formed by dotted lines, providing a guide for handwriting practice.

0
1
2
3
4
5
6
7
8
9
10
11
12
13
14
15
16
17
18
19
20
21
22
23
24


A large grid of dotted lines for writing, with a vertical line separating the time column from the main writing area.

0
1
2
3
4
5
6
7
8
9
10
11
12
13
14
15
16
17
18
19
20
21
22
23
24


The page contains a large grid of dotted lines for writing, organized into a table with 24 rows and 10 columns. The rows are numbered 0 through 24 on the left side. The grid is intended for daily planning or journaling.

0
1
2
3
4
5
6
7
8
9
10
11
12
13
14
15
16
17
18
19
20
21
22
23
24

0
1
2
3
4
5
6
7
8
9
10
11
12
13
14
15
16
17
18
19
20
21
22
23
24



0
1
2
3
4
5
6
7
8
9
10
11
12
13
14
15
16
17
18
19
20
21
22
23
24




0
1
2
3
4
5
6
7
8
9
10
11
12
13
14
15
16
17
18
19
20
21
22
23
24

A large grid of dotted lines for writing, with a vertical line separating the time column from the main grid. The grid is composed of small squares, with a larger square at the top left containing the date and time information. The time column on the left is numbered from 0 to 24 in increments of 1. The main grid area is empty, providing space for writing or drawing.


0
1
2
3
4
5
6
7
8
9
10
11
12
13
14
15
16
17
18
19
20
21
22
23
24

A large grid of dotted lines for writing, with a vertical line separating the time column from the main grid.


0
1
2
3
4
5
6
7
8
9
10
11
12
13
14
15
16
17
18
19
20
21
22
23
24




0
1
2
3
4
5
6
7
8
9
10
11
12
13
14
15
16
17
18
19
20
21
22
23
24



0
1
2
3
4
5
6
7
8
9
10
11
12
13
14
15
16
17
18
19
20
21
22
23
24




0
1
2
3
4
5
6
7
8
9
10
11
12
13
14
15
16
17
18
19
20
21
22
23
24




0
1
2
3
4
5
6
7
8
9
10
11
12
13
14
15
16
17
18
19
20
21
22
23
24


A large grid of dotted lines for writing, spanning the rest of the page. The grid is composed of small squares formed by dotted lines, providing a guide for handwriting practice. The grid covers the entire page area below the header and the vertical column of numbers.




0
1
2
3
4
5
6
7
8
9
10
11
12
13
14
15
16
17
18
19
20
21
22
23
24




0
1
2
3
4
5
6
7
8
9
10
11
12
13
14
15
16
17
18
19
20
21
22
23
24



0
1
2
3
4
5
6
7
8
9
10
11
12
13
14
15
16
17
18
19
20
21
22
23
24




0
1
2
3
4
5
6
7
8
9
10
11
12
13
14
15
16
17
18
19
20
21
22
23
24



0
1
2
3
4
5
6
7
8
9
10
11
12
13
14
15
16
17
18
19
20
21
22
23
24

The page contains a large grid of dotted lines for writing. A vertical line is drawn at the first column of the grid, creating a narrow column on the left side. This column is aligned with the time labels (0-24) and is intended for writing the time of day. The rest of the grid is a wide area of dotted lines for taking notes or recording activities.


0
1
2
3
4
5
6
7
8
9
10
11
12
13
14
15
16
17
18
19
20
21
22
23
24




0
1
2
3
4
5
6
7
8
9
10
11
12
13
14
15
16
17
18
19
20
21
22
23
24

The page contains a large grid of dotted lines for writing, organized into three vertical columns. The first column is the narrowest, the second is the widest, and the third is the narrowest. The grid covers the entire page area below the header and to the right of the row numbers.

0
1
2
3
4
5
6
7
8
9
10
11
12
13
14
15
16
17
18
19
20
21
22
23
24



0
1
2
3
4
5
6
7
8
9
10
11
12
13
14
15
16
17
18
19
20
21
22
23
24




0
1
2
3
4
5
6
7
8
9
10
11
12
13
14
15
16
17
18
19
20
21
22
23
24

0
1
2
3
4
5
6
7
8
9
10
11
12
13
14
15
16
17
18
19
20
21
22
23
24


A large grid of dotted lines for writing, with a vertical line separating the header area from the main grid. The grid is composed of small squares, with a vertical line running down the left side of the main grid area, approximately one-third of the way from the left edge. The header area at the top is shaded and contains the text '4 | 3 WED' and '2024'. The main grid area is filled with a pattern of small squares, with a vertical line running down the left side of the main grid area, approximately one-third of the way from the left edge. The grid is composed of small squares, with a vertical line running down the left side of the main grid area, approximately one-third of the way from the left edge.

0
1
2
3
4
5
6
7
8
9
10
11
12
13
14
15
16
17
18
19
20
21
22
23
24

0
1
2
3
4
5
6
7
8
9
10
11
12
13
14
15
16
17
18
19
20
21
22
23
24





0
1
2
3
4
5
6
7
8
9
10
11
12
13
14
15
16
17
18
19
20
21
22
23
24



0
1
2
3
4
5
6
7
8
9
10
11
12
13
14
15
16
17
18
19
20
21
22
23
24


0
1
2
3
4
5
6
7
8
9
10
11
12
13
14
15
16
17
18
19
20
21
22
23
24






The page contains a large grid of dotted lines for writing. A vertical line is positioned on the left side, approximately one-third of the way across the page. Three horizontal lines are drawn across the page at the 7, 12, and 18-minute marks on the left margin. The grid extends from the top margin down to the bottom margin and across the entire width of the page.


0
1
2
3
4
5
6
7
8
9
10
11
12
13
14
15
16
17
18
19
20
21
22
23
24




0
1
2
3
4
5
6
7
8
9
10
11
12
13
14
15
16
17
18
19
20
21
22
23
24




0
1
2
3
4
5
6
7
8
9
10
11
12
13
14
15
16
17
18
19
20
21
22
23
24




0
1
2
3
4
5
6
7
8
9
10
11
12
13
14
15
16
17
18
19
20
21
22
23
24






.0
.1
.2
.3
.4
.5
.6
.7
.8
.9
.10
.11
.12
.13
.14
.15
.16
.17
.18
.19
.20
.21
.22
.23
.24




0
1
2
3
4
5
6
7
8
9
10
11
12
13
14
15
16
17
18
19
20
21
22
23
24




0
1
2
3
4
5
6
7
8
9
10
11
12
13
14
15
16
17
18
19
20
21
22
23
24

The page contains a large grid of dotted lines for writing. A vertical line is drawn at the first column of the grid, creating a narrow column for time entries. The grid extends to the right edge of the page.



The page features a large grid of dotted lines for writing. A vertical line is positioned on the left side, approximately one-third of the way across the page. Three horizontal lines are drawn across the page at the 7, 12, and 18-minute marks on the left margin. The grid extends from the top margin down to the bottom margin and from the left margin to the right edge of the page.




0
1
2
3
4
5
6
7
8
9
10
11
12
13
14
15
16
17
18
19
20
21
22
23
24

A large grid of dotted lines for writing, with a vertical line separating the time column from the main writing area. The grid covers the entire page below the header and to the right of the time column.


0
1
2
3
4
5
6
7
8
9
10
11
12
13
14
15
16
17
18
19
20
21
22
23
24

A large grid of dotted lines for writing, with a vertical line separating the time column from the main writing area.


0
1
2
3
4
5
6
7
8
9
10
11
12
13
14
15
16
17
18
19
20
21
22
23
24



0
1
2
3
4
5
6
7
8
9
10
11
12
13
14
15
16
17
18
19
20
21
22
23
24



0
1
2
3
4
5
6
7
8
9
10
11
12
13
14
15
16
17
18
19
20
21
22
23
24



The image shows a calendar page for Monday, June 5, 2024. The page features a grid of 24 rows, numbered 0 to 24 on the left side. A vertical line is drawn down the page, approximately one-third of the way from the left edge. Three horizontal lines are drawn across the grid at rows 7, 12, and 18, creating three distinct sections. The grid is composed of small squares, with the top-left corner being a solid dark grey rectangle containing the date information. The rest of the grid is white with a light grey dotted pattern.

0
1
2
3
4
5
6
7
8
9
10
11
12
13
14
15
16
17
18
19
20
21
22
23
24


0
1
2
3
4
5
6
7
8
9
10
11
12
13
14
15
16
17
18
19
20
21
22
23
24

A large grid of dotted lines for writing, spanning the entire page area below the header and the time column. The grid is composed of small squares formed by dotted lines, providing a guide for handwriting practice.

0
1
2
3
4
5
6
7
8
9
10
11
12
13
14
15
16
17
18
19
20
21
22
23
24

0
1
2
3
4
5
6
7
8
9
10
11
12
13
14
15
16
17
18
19
20
21
22
23
24

0
1
2
3
4
5
6
7
8
9
10
11
12
13
14
15
16
17
18
19
20
21
22
23
24



This page features a large grid of dotted lines for writing. A vertical line is positioned on the left side, and horizontal lines are drawn across the grid at the 7, 12, and 18-minute marks. The grid extends from 0 to 24 minutes.

0
1
2
3
4
5
6
7
8
9
10
11
12
13
14
15
16
17
18
19
20
21
22
23
24

A large grid of dotted lines for writing, with a vertical line separating the time column from the main writing area. The grid covers the entire page below the header and to the right of the time column.

0
1
2
3
4
5
6
7
8
9
10
11
12
13
14
15
16
17
18
19
20
21
22
23
24


0
1
2
3
4
5
6
7
8
9
10
11
12
13
14
15
16
17
18
19
20
21
22
23
24

A large grid of dotted lines for writing, with a vertical line separating the time column from the main writing area. The grid covers the entire page below the header and to the right of the time column.

0
1
2
3
4
5
6
7
8
9
10
11
12
13
14
15
16
17
18
19
20
21
22
23
24

The page features a large grid of dotted lines for writing. A vertical line is drawn at the first column of the grid, creating a narrow column for time entries. The grid extends to the right and bottom of the page, providing ample space for notes and tasks.


0
1
2
3
4
5
6
7
8
9
10
11
12
13
14
15
16
17
18
19
20
21
22
23
24




0
1
2
3
4
5
6
7
8
9
10
11
12
13
14
15
16
17
18
19
20
21
22
23
24

A large grid of dotted lines for writing, with a vertical line separating the time column from the main writing area. The grid covers the entire page below the header and to the right of the time column.

0
1
2
3
4
5
6
7
8
9
10
11
12
13
14
15
16
17
18
19
20
21
22
23
24




0
1
2
3
4
5
6
7
8
9
10
11
12
13
14
15
16
17
18
19
20
21
22
23
24




0
1
2
3
4
5
6
7
8
9
10
11
12
13
14
15
16
17
18
19
20
21
22
23
24

A large grid of dotted lines for writing, with a vertical line separating the time column from the main grid. The grid is intended for scheduling or planning activities throughout the day.

.0
.1
.2
.3
.4
.5
.6
.7
.8
.9
.10
.11
.12
.13
.14
.15
.16
.17
.18
.19
.20
.21
.22
.23
.24




0
1
2
3
4
5
6
7
8
9
10
11
12
13
14
15
16
17
18
19
20
21
22
23
24




This page features a large grid of dotted lines for writing. A vertical line is positioned on the left side, approximately one-third of the way across the page. Three horizontal lines are drawn across the page at the 7, 12, and 18-minute marks on the left margin. The grid extends from the top margin down to the bottom margin and across the entire width of the page.

The image shows a calendar page for Monday, May 27, 2024. The page is a grid with a vertical line down the center and horizontal lines at rows 7, 12, and 18. The grid is divided into four quadrants by the vertical line. The top-left quadrant is shaded gray and contains the date '5 | 27 MON'. The top-right quadrant contains the year '2024'. The rest of the page is a grid of small squares, with the top row labeled from 0 to 24 on the left side. The grid is intended for writing or drawing.


0
1
2
3
4
5
6
7
8
9
10
11
12
13
14
15
16
17
18
19
20
21
22
23
24



0
1
2
3
4
5
6
7
8
9
10
11
12
13
14
15
16
17
18
19
20
21
22
23
24



0
1
2
3
4
5
6
7
8
9
10
11
12
13
14
15
16
17
18
19
20
21
22
23
24



0
1
2
3
4
5
6
7
8
9
10
11
12
13
14
15
16
17
18
19
20
21
22
23
24

The page contains a large grid of dotted lines for writing. A vertical line is drawn at the first column of the grid, creating a narrow column for time entries. The grid extends to the right edge of the page. The time column is labeled with numbers from 0 to 24, representing hours of the day.


0
1
2
3
4
5
6
7
8
9
10
11
12
13
14
15
16
17
18
19
20
21
22
23
24

0
1
2
3
4
5
6
7
8
9
10
11
12
13
14
15
16
17
18
19
20
21
22
23
24

The page features a large grid of dotted lines for writing. A vertical line is positioned approximately one-third of the way across the page, creating a narrow column on the left for time entries and a wider area on the right for notes. The time column is labeled with numbers from 0 to 24 in increments of 1. The main writing area is a large grid of small squares formed by dotted lines.

0
1
2
3
4
5
6
7
8
9
10
11
12
13
14
15
16
17
18
19
20
21
22
23
24

0
1
2
3
4
5
6
7
8
9
10
11
12
13
14
15
16
17
18
19
20
21
22
23
24




0
1
2
3
4
5
6
7
8
9
10
11
12
13
14
15
16
17
18
19
20
21
22
23
24


The page contains a large grid of dotted lines for writing. A vertical line is drawn after the first column, separating the time column from the main grid. The grid is composed of 25 rows, each corresponding to an hour from 0 to 24. The main grid is 10 columns wide, providing ample space for notes or activities.

0	
1	
2	
3	
4	
5	
6	
7	
8	
9	
10	
11	
12	
13	
14	
15	
16	
17	
18	
19	
20	
21	
22	
23	
24	


0
1
2
3
4
5
6
7
8
9
10
11
12
13
14
15
16
17
18
19
20
21
22
23
24




0
1
2
3
4
5
6
7
8
9
10
11
12
13
14
15
16
17
18
19
20
21
22
23
24



0
1
2
3
4
5
6
7
8
9
10
11
12
13
14
15
16
17
18
19
20
21
22
23
24





0
1
2
3
4
5
6
7
8
9
10
11
12
13
14
15
16
17
18
19
20
21
22
23
24


A large grid of dotted lines for writing, with a vertical line separating the time column from the main writing area. The grid covers the majority of the page, providing a structured space for notes or tasks.

0
1
2
3
4
5
6
7
8
9
10
11
12
13
14
15
16
17
18
19
20
21
22
23
24


A large grid of dotted lines for writing, spanning the rest of the page. The grid is composed of small squares formed by dotted lines, providing a guide for handwriting practice. The grid covers the entire page area below the header and to the right of the vertical line.

.0
.1
.2
.3
.4
.5
.6
.7
.8
.9
.10
.11
.12
.13
.14
.15
.16
.17
.18
.19
.20
.21
.22
.23
.24


0
1
2
3
4
5
6
7
8
9
10
11
12
13
14
15
16
17
18
19
20
21
22
23
24



0
1
2
3
4
5
6
7
8
9
10
11
12
13
14
15
16
17
18
19
20
21
22
23
24




0
1
2
3
4
5
6
7
8
9
10
11
12
13
14
15
16
17
18
19
20
21
22
23
24



0
1
2
3
4
5
6
7
8
9
10
11
12
13
14
15
16
17
18
19
20
21
22
23
24

The page features a large grid of dotted lines for writing. A vertical line is drawn at the first column of the grid, creating a narrow column on the left side. This column is aligned with the time labels (0-24) and is intended for writing the time of day. The rest of the grid is a wide area of dotted lines for taking notes or recording activities.


0
1
2
3
4
5
6
7
8
9
10
11
12
13
14
15
16
17
18
19
20
21
22
23
24




This page features a large grid of dotted lines for writing. A vertical line is drawn down the center of the page. Horizontal lines are drawn at intervals of 1 unit, labeled from 0 to 24 on the left side. The grid is intended for writing practice or as a template for a calendar page.

0
1
2
3
4
5
6
7
8
9
10
11
12
13
14
15
16
17
18
19
20
21
22
23
24

0
1
2
3
4
5
6
7
8
9
10
11
12
13
14
15
16
17
18
19
20
21
22
23
24



0
1
2
3
4
5
6
7
8
9
10
11
12
13
14
15
16
17
18
19
20
21
22
23
24




The page features a large grid of dotted lines for writing. A vertical line is positioned on the left side, approximately one-third of the way across the page. Three horizontal lines are drawn across the page at the 7, 12, and 18-minute marks on the left margin. The grid extends from the top margin down to the bottom margin and from the vertical line to the right edge of the page.

0
1
2
3
4
5
6
7
8
9
10
11
12
13
14
15
16
17
18
19
20
21
22
23
24

0
1
2
3
4
5
6
7
8
9
10
11
12
13
14
15
16
17
18
19
20
21
22
23
24


A large grid of dotted lines for writing, with a vertical line separating the time column from the main writing area.

0
1
2
3
4
5
6
7
8
9
10
11
12
13
14
15
16
17
18
19
20
21
22
23
24



This page contains a large grid of dotted lines for writing. The grid is 24 rows high and 20 columns wide. A vertical line is drawn on the left side, separating the first column from the rest of the grid. Horizontal lines are drawn across the grid at rows 7, 12, and 18. The numbers 0 through 24 are listed on the left side of the grid, corresponding to each row.

0
1
2
3
4
5
6
7
8
9
10
11
12
13
14
15
16
17
18
19
20
21
22
23
24




0	
1	
2	
3	
4	
5	
6	
7	
8	
9	
10	
11	
12	
13	
14	
15	
16	
17	
18	
19	
20	
21	
22	
23	
24	

.0
.1
.2
.3
.4
.5
.6
.7
.8
.9
.10
.11
.12
.13
.14
.15
.16
.17
.18
.19
.20
.21
.22
.23
.24


0
1
2
3
4
5
6
7
8
9
10
11
12
13
14
15
16
17
18
19
20
21
22
23
24

A large grid of dotted lines for writing, spanning the entire page below the header and to the right of the time column. The grid is composed of small squares formed by dotted lines, providing a guide for handwriting practice.


0
1
2
3
4
5
6
7
8
9
10
11
12
13
14
15
16
17
18
19
20
21
22
23
24




0
1
2
3
4
5
6
7
8
9
10
11
12
13
14
15
16
17
18
19
20
21
22
23
24




0
1
2
3
4
5
6
7
8
9
10
11
12
13
14
15
16
17
18
19
20
21
22
23
24



0
1
2
3
4
5
6
7
8
9
10
11
12
13
14
15
16
17
18
19
20
21
22
23
24




0
1
2
3
4
5
6
7
8
9
10
11
12
13
14
15
16
17
18
19
20
21
22
23
24




0
1
2
3
4
5
6
7
8
9
10
11
12
13
14
15
16
17
18
19
20
21
22
23
24

A large grid of dotted lines for writing, spanning the entire page area below the header and to the right of the time labels. The grid is composed of small squares formed by dotted lines, providing a guide for handwriting practice.

0
1
2
3
4
5
6
7
8
9
10
11
12
13
14
15
16
17
18
19
20
21
22
23
24



0
1
2
3
4
5
6
7
8
9
10
11
12
13
14
15
16
17
18
19
20
21
22
23
24



0
1
2
3
4
5
6
7
8
9
10
11
12
13
14
15
16
17
18
19
20
21
22
23
24


The page contains a large grid of dotted lines for writing, organized into a table with 29 rows and multiple columns. The rows are numbered from 0 to 24 on the left side. The grid is designed for daily planning or journaling.

0
1
2
3
4
5
6
7
8
9
10
11
12
13
14
15
16
17
18
19
20
21
22
23
24

A large grid of dotted lines for writing, with a vertical line separating the time column from the main writing area. The grid covers the entire page below the header and to the right of the time column.

0
1
2
3
4
5
6
7
8
9
10
11
12
13
14
15
16
17
18
19
20
21
22
23
24

0
1
2
3
4
5
6
7
8
9
10
11
12
13
14
15
16
17
18
19
20
21
22
23
24




0
1
2
3
4
5
6
7
8
9
10
11
12
13
14
15
16
17
18
19
20
21
22
23
24

The page features a large grid of dotted lines for writing. A vertical line is drawn at the first column of the grid, creating a narrow column for time entries. The grid extends to the right edge of the page. The time column is labeled with numbers from 0 to 24, representing hours of the day.


0
1
2
3
4
5
6
7
8
9
10
11
12
13
14
15
16
17
18
19
20
21
22
23
24

0
1
2
3
4
5
6
7
8
9
10
11
12
13
14
15
16
17
18
19
20
21
22
23
24


0
1
2
3
4
5
6
7
8
9
10
11
12
13
14
15
16
17
18
19
20
21
22
23
24




0
1
2
3
4
5
6
7
8
9
10
11
12
13
14
15
16
17
18
19
20
21
22
23
24



0
1
2
3
4
5
6
7
8
9
10
11
12
13
14
15
16
17
18
19
20
21
22
23
24




0
1
2
3
4
5
6
7
8
9
10
11
12
13
14
15
16
17
18
19
20
21
22
23
24




0
1
2
3
4
5
6
7
8
9
10
11
12
13
14
15
16
17
18
19
20
21
22
23
24

A large grid of dotted lines for writing, spanning the entire page area below the header and to the right of the time column. The grid is composed of small squares formed by dotted lines, providing a guide for handwriting practice.

0
1
2
3
4
5
6
7
8
9
10
11
12
13
14
15
16
17
18
19
20
21
22
23
24




0
1
2
3
4
5
6
7
8
9
10
11
12
13
14
15
16
17
18
19
20
21
22
23
24




The page features a large grid of dotted lines for writing. A vertical line is positioned on the left side, approximately one-third of the way across the page. Three horizontal lines are drawn across the page at the 7, 12, and 18-minute marks on the left margin. The grid extends from the top margin down to the bottom margin and across the entire width of the page.


0
1
2
3
4
5
6
7
8
9
10
11
12
13
14
15
16
17
18
19
20
21
22
23
24




0
1
2
3
4
5
6
7
8
9
10
11
12
13
14
15
16
17
18
19
20
21
22
23
24




0
1
2
3
4
5
6
7
8
9
10
11
12
13
14
15
16
17
18
19
20
21
22
23
24




0
1
2
3
4
5
6
7
8
9
10
11
12
13
14
15
16
17
18
19
20
21
22
23
24




0
1
2
3
4
5
6
7
8
9
10
11
12
13
14
15
16
17
18
19
20
21
22
23
24



.0
.1
.2
.3
.4
.5
.6
.7
.8
.9
.10
.11
.12
.13
.14
.15
.16
.17
.18
.19
.20
.21
.22
.23
.24




0
1
2
3
4
5
6
7
8
9
10
11
12
13
14
15
16
17
18
19
20
21
22
23
24



The page contains a large grid of dotted lines for writing. A vertical line is positioned on the left side, approximately one-third of the way across the page. Three horizontal lines are drawn across the page at the 7, 12, and 18-minute marks on the left margin. The grid extends from the top margin down to the bottom margin and from the vertical line to the right edge of the page.

0
1
2
3
4
5
6
7
8
9
10
11
12
13
14
15
16
17
18
19
20
21
22
23
24



0
1
2
3
4
5
6
7
8
9
10
11
12
13
14
15
16
17
18
19
20
21
22
23
24


A large grid of dotted lines for writing, spanning the rest of the page. The grid is composed of small squares formed by dotted lines, providing a guide for handwriting practice. The grid covers the entire page area below the header and the time labels on the left.

0
1
2
3
4
5
6
7
8
9
10
11
12
13
14
15
16
17
18
19
20
21
22
23
24

A large grid of dotted lines for writing, with a vertical line separating the header area from the main grid. The grid is composed of small squares, with a vertical line running down the left side of the main grid area, approximately one-third of the way from the left edge. The header area at the top is shaded and contains the text '9 | 4 WED' and '2024'. The main grid area is numbered on the left side from 0 to 24.

0
1
2
3
4
5
6
7
8
9
10
11
12
13
14
15
16
17
18
19
20
21
22
23
24

0
1
2
3
4
5
6
7
8
9
10
11
12
13
14
15
16
17
18
19
20
21
22
23
24



0
1
2
3
4
5
6
7
8
9
10
11
12
13
14
15
16
17
18
19
20
21
22
23
24

The page features a large grid of dotted lines for writing. A vertical line is positioned approximately one-third of the way across the page, creating a narrow column on the left for time slots and a wide area on the right for notes. The time slots are labeled with numbers from 0 to 24, with horizontal lines extending from each number across the vertical line.


9

| 8

SUN

2024

0
1
2
3
4
5
6
7
8
9
10
11
12
13
14
15
16
17
18
19
20
21
22
23
24



0
1
2
3
4
5
6
7
8
9
10
11
12
13
14
15
16
17
18
19
20
21
22
23
24


The page features a large grid of dotted lines for writing. A vertical line is positioned to the right of the header, creating a narrow column for the date and day. The main grid extends across the rest of the page, with rows numbered from 0 to 24 on the left side.

0
1
2
3
4
5
6
7
8
9
10
11
12
13
14
15
16
17
18
19
20
21
22
23
24


0
1
2
3
4
5
6
7
8
9
10
11
12
13
14
15
16
17
18
19
20
21
22
23
24

The page features a large grid of dotted lines for writing. A vertical line is positioned to the left of the grid, creating a narrow column for time entries. The grid extends across the entire width of the page and is divided into 25 horizontal rows, each corresponding to a time slot from 0 to 24. The grid is composed of small, uniform squares, providing a structured space for notes or tasks.


0
1
2
3
4
5
6
7
8
9
10
11
12
13
14
15
16
17
18
19
20
21
22
23
24



0
1
2
3
4
5
6
7
8
9
10
11
12
13
14
15
16
17
18
19
20
21
22
23
24




The page features a large grid of dotted lines for writing. A vertical line is positioned on the left side, approximately one-third of the way across the page. Three horizontal lines are drawn across the page at the 7, 12, and 18-minute marks on the left margin. The grid extends from the top margin down to the bottom of the page, and from the vertical line to the right edge.




0
1
2
3
4
5
6
7
8
9
10
11
12
13
14
15
16
17
18
19
20
21
22
23
24


0
1
2
3
4
5
6
7
8
9
10
11
12
13
14
15
16
17
18
19
20
21
22
23
24




0
1
2
3
4
5
6
7
8
9
10
11
12
13
14
15
16
17
18
19
20
21
22
23
24



0
1
2
3
4
5
6
7
8
9
10
11
12
13
14
15
16
17
18
19
20
21
22
23
24







0
1
2
3
4
5
6
7
8
9
10
11
12
13
14
15
16
17
18
19
20
21
22
23
24

The page features a large grid of dotted lines for writing. A vertical line is drawn at the first column of the grid, creating a narrow column for time entries. The grid extends to the right edge of the page, providing ample space for notes and tasks.

.0
.1
.2
.3
.4
.5
.6
.7
.8
.9
.10
.11
.12
.13
.14
.15
.16
.17
.18
.19
.20
.21
.22
.23
.24




0
1
2
3
4
5
6
7
8
9
10
11
12
13
14
15
16
17
18
19
20
21
22
23
24




0
1
2
3
4
5
6
7
8
9
10
11
12
13
14
15
16
17
18
19
20
21
22
23
24

0
1
2
3
4
5
6
7
8
9
10
11
12
13
14
15
16
17
18
19
20
21
22
23
24




The page contains a large grid of dotted lines for writing. A vertical line is positioned on the left side, approximately one-third of the way across the page. Three horizontal lines are drawn across the page at the 7, 12, and 18-minute marks on the left margin. The grid extends from the top margin down to the bottom of the page.

0
1
2
3
4
5
6
7
8
9
10
11
12
13
14
15
16
17
18
19
20
21
22
23
24




0
1
2
3
4
5
6
7
8
9
10
11
12
13
14
15
16
17
18
19
20
21
22
23
24


0
1
2
3
4
5
6
7
8
9
10
11
12
13
14
15
16
17
18
19
20
21
22
23
24



0
1
2
3
4
5
6
7
8
9
10
11
12
13
14
15
16
17
18
19
20
21
22
23
24



0
1
2
3
4
5
6
7
8
9
10
11
12
13
14
15
16
17
18
19
20
21
22
23
24




0
1
2
3
4
5
6
7
8
9
10
11
12
13
14
15
16
17
18
19
20
21
22
23
24


0
1
2
3
4
5
6
7
8
9
10
11
12
13
14
15
16
17
18
19
20
21
22
23
24

The page contains a large grid of dotted lines for writing, spanning the entire page area below the header and the time column. The grid is composed of small squares, with a vertical line separating the time column from the rest of the page.

0
1
2
3
4
5
6
7
8
9
10
11
12
13
14
15
16
17
18
19
20
21
22
23
24




0
1
2
3
4
5
6
7
8
9
10
11
12
13
14
15
16
17
18
19
20
21
22
23
24



This page features a large grid of dotted lines for writing. A vertical line is positioned on the left side, and horizontal lines are drawn at the 7, 12, and 18-minute marks on the left margin. The grid extends across the entire page, providing a structured space for notes or tasks.

0
1
2
3
4
5
6
7
8
9
10
11
12
13
14
15
16
17
18
19
20
21
22
23
24



10 | 15 TUE

2024

0
1
2
3
4
5
6
7
8
9
10
11
12
13
14
15
16
17
18
19
20
21
22
23
24

0
1
2
3
4
5
6
7
8
9
10
11
12
13
14
15
16
17
18
19
20
21
22
23
24


A grid of dotted lines for writing, with a vertical line separating the time column from the main writing area.

10 | 17 THU


2024


0
1
2
3
4
5
6
7
8
9
10
11
12
13
14
15
16
17
18
19
20
21
22
23
24

0
1
2
3
4
5
6
7
8
9
10
11
12
13
14
15
16
17
18
19
20
21
22
23
24



0
1
2
3
4
5
6
7
8
9
10
11
12
13
14
15
16
17
18
19
20
21
22
23
24






0
1
2
3
4
5
6
7
8
9
10
11
12
13
14
15
16
17
18
19
20
21
22
23
24

The main body of the page is a large grid of dotted lines, intended for writing. A vertical line is drawn at the first column of the grid, separating the header information from the writing area. The grid extends from the top of the page down to the bottom, and across most of the width.

0
1
2
3
4
5
6
7
8
9
10
11
12
13
14
15
16
17
18
19
20
21
22
23
24




10 | 25 FRI

2024


0
1
2
3
4
5
6
7
8
9
10
11
12
13
14
15
16
17
18
19
20
21
22
23
24

0
1
2
3
4
5
6
7
8
9
10
11
12
13
14
15
16
17
18
19
20
21
22
23
24



The page contains a large grid of dotted lines for writing. A vertical line is positioned on the left side, approximately one-third of the way across the page. Three horizontal lines are drawn across the page at the 7, 12, and 18-minute marks on the left-hand side. The grid extends from the top of the page down to the 24-minute mark.

0
1
2
3
4
5
6
7
8
9
10
11
12
13
14
15
16
17
18
19
20
21
22
23
24




10 | 29 TUE


2024

0
1
2
3
4
5
6
7
8
9
10
11
12
13
14
15
16
17
18
19
20
21
22
23
24


0
1
2
3
4
5
6
7
8
9
10
11
12
13
14
15
16
17
18
19
20
21
22
23
24



0
1
2
3
4
5
6
7
8
9
10
11
12
13
14
15
16
17
18
19
20
21
22
23
24



0
1
2
3
4
5
6
7
8
9
10
11
12
13
14
15
16
17
18
19
20
21
22
23
24




0
1
2
3
4
5
6
7
8
9
10
11
12
13
14
15
16
17
18
19
20
21
22
23
24

0
1
2
3
4
5
6
7
8
9
10
11
12
13
14
15
16
17
18
19
20
21
22
23
24


A large grid of dotted lines for writing, spanning the entire page area below the header and to the right of the time labels. The grid is composed of small squares formed by dotted lines, providing a guide for handwriting practice.

0
1
2
3
4
5
6
7
8
9
10
11
12
13
14
15
16
17
18
19
20
21
22
23
24



0
1
2
3
4
5
6
7
8
9
10
11
12
13
14
15
16
17
18
19
20
21
22
23
24


0
1
2
3
4
5
6
7
8
9
10
11
12
13
14
15
16
17
18
19
20
21
22
23
24




The page features a large grid of dotted lines for writing. A vertical line is positioned on the left side, approximately one-third of the way across the page. Three horizontal lines are drawn across the page at the 7, 12, and 18-minute marks on the left-hand side. The grid extends from the top of the page down to the 24-minute mark.

0
1
2
3
4
5
6
7
8
9
10
11
12
13
14
15
16
17
18
19
20
21
22
23
24


0
1
2
3
4
5
6
7
8
9
10
11
12
13
14
15
16
17
18
19
20
21
22
23
24



0
1
2
3
4
5
6
7
8
9
10
11
12
13
14
15
16
17
18
19
20
21
22
23
24




0
1
2
3
4
5
6
7
8
9
10
11
12
13
14
15
16
17
18
19
20
21
22
23
24



0
1
2
3
4
5
6
7
8
9
10
11
12
13
14
15
16
17
18
19
20
21
22
23
24


A large grid of dotted lines for writing, with a vertical line separating the time column from the main writing area. The grid covers the entire page below the header and to the right of the time column.

0
1
2
3
4
5
6
7
8
9
10
11
12
13
14
15
16
17
18
19
20
21
22
23
24




0
1
2
3
4
5
6
7
8
9
10
11
12
13
14
15
16
17
18
19
20
21
22
23
24


0
1
2
3
4
5
6
7
8
9
10
11
12
13
14
15
16
17
18
19
20
21
22
23
24




0
1
2
3
4
5
6
7
8
9
10
11
12
13
14
15
16
17
18
19
20
21
22
23
24



0
1
2
3
4
5
6
7
8
9
10
11
12
13
14
15
16
17
18
19
20
21
22
23
24




0
1
2
3
4
5
6
7
8
9
10
11
12
13
14
15
16
17
18
19
20
21
22
23
24




0
1
2
3
4
5
6
7
8
9
10
11
12
13
14
15
16
17
18
19
20
21
22
23
24

The page features a large grid of dotted lines for writing. A vertical line is drawn at the first column of the grid, creating a narrow column for time entries. The grid extends to the right edge of the page, providing ample space for notes and tasks.

0
1
2
3
4
5
6
7
8
9
10
11
12
13
14
15
16
17
18
19
20
21
22
23
24




0
1
2
3
4
5
6
7
8
9
10
11
12
13
14
15
16
17
18
19
20
21
22
23
24



0
1
2
3
4
5
6
7
8
9
10
11
12
13
14
15
16
17
18
19
20
21
22
23
24

0
1
2
3
4
5
6
7
8
9
10
11
12
13
14
15
16
17
18
19
20
21
22
23
24




0
1
2
3
4
5
6
7
8
9
10
11
12
13
14
15
16
17
18
19
20
21
22
23
24

0
1
2
3
4
5
6
7
8
9
10
11
12
13
14
15
16
17
18
19
20
21
22
23
24

A large grid of dotted lines for writing, with a vertical line separating the header area from the main grid. The grid is composed of small squares, with a vertical line running down the center. The header area at the top contains the date '12 | 5 THU' and the year '2024'. The left side of the grid is numbered from 0 to 24, with horizontal lines extending across the grid at each number.

0
1
2
3
4
5
6
7
8
9
10
11
12
13
14
15
16
17
18
19
20
21
22
23
24


0
1
2
3
4
5
6
7
8
9
10
11
12
13
14
15
16
17
18
19
20
21
22
23
24




0
1
2
3
4
5
6
7
8
9
10
11
12
13
14
15
16
17
18
19
20
21
22
23
24

A large grid of dotted lines for writing, with a vertical line separating the header from the main area. The grid covers the entire page below the header and to the right of the vertical line.

0
1
2
3
4
5
6
7
8
9
10
11
12
13
14
15
16
17
18
19
20
21
22
23
24




0
1
2
3
4
5
6
7
8
9
10
11
12
13
14
15
16
17
18
19
20
21
22
23
24




A large grid of dotted lines for writing, with a vertical line separating the header from the main grid. The grid is composed of 24 rows and 24 columns of small squares. The rows are numbered 0 through 24 on the left side. The columns are numbered 0 through 24 at the top. A vertical line is drawn between the first and second columns, creating a narrow column for the header. The header contains the text '12 | 14 SAT' and '2024'. The rest of the page is a large grid of dotted lines for writing.


0
1
2
3
4
5
6
7
8
9
10
11
12
13
14
15
16
17
18
19
20
21
22
23
24




0
1
2
3
4
5
6
7
8
9
10
11
12
13
14
15
16
17
18
19
20
21
22
23
24




0
1
2
3
4
5
6
7
8
9
10
11
12
13
14
15
16
17
18
19
20
21
22
23
24




0
1
2
3
4
5
6
7
8
9
10
11
12
13
14
15
16
17
18
19
20
21
22
23
24




0
1
2
3
4
5
6
7
8
9
10
11
12
13
14
15
16
17
18
19
20
21
22
23
24



0
1
2
3
4
5
6
7
8
9
10
11
12
13
14
15
16
17
18
19
20
21
22
23
24




0
1
2
3
4
5
6
7
8
9
10
11
12
13
14
15
16
17
18
19
20
21
22
23
24




0
1
2
3
4
5
6
7
8
9
10
11
12
13
14
15
16
17
18
19
20
21
22
23
24

The page contains a large grid of dotted lines for writing, organized into a table with 26 rows and multiple columns. The rows are numbered from 0 to 24 on the left side. The grid is designed for easy writing and organization.


0
1
2
3
4
5
6
7
8
9
10
11
12
13
14
15
16
17
18
19
20
21
22
23
24



0
1
2
3
4
5
6
7
8
9
10
11
12
13
14
15
16
17
18
19
20
21
22
23
24



0
1
2
3
4
5
6
7
8
9
10
11
12
13
14
15
16
17
18
19
20
21
22
23
24



0
1
2
3
4
5
6
7
8
9
10
11
12
13
14
15
16
17
18
19
20
21
22
23
24


A large grid of dotted lines for writing, with a vertical line separating the time column from the main writing area. The grid covers the entire page below the header and to the right of the time column.

0
1
2
3
4
5
6
7
8
9
10
11
12
13
14
15
16
17
18
19
20
21
22
23
24

The page features a large grid of dotted lines for writing. A vertical line is drawn at the second column from the left, creating a narrow column for time entries. The grid extends to the right edge of the page. The time column is labeled with numbers from 0 to 24, representing hours of the day.

0
1
2
3
4
5
6
7
8
9
10
11
12
13
14
15
16
17
18
19
20
21
22
23
24

0
1
2
3
4
5
6
7
8
9
10
11
12
13
14
15
16
17
18
19
20
21
22
23
24




0
1
2
3
4
5
6
7
8
9
10
11
12
13
14
15
16
17
18
19
20
21
22
23
24

The page contains a large grid of dotted lines for writing. A vertical line is drawn at the first column of the grid, separating the time column from the main writing area. The grid extends from the top header to the bottom of the page.

The page features a large grid of dotted lines for writing. A vertical line is positioned at the first column after the header. Three horizontal lines are drawn across the grid at rows 7, 12, and 18, creating sections of 7, 5, and 6 rows respectively. The rows are numbered from 0 to 24 on the left side of the page.

0
1
2
3
4
5
6
7
8
9
10
11
12
13
14
15
16
17
18
19
20
21
22
23
24

0
1
2
3
4
5
6
7
8
9
10
11
12
13
14
15
16
17
18
19
20
21
22
23
24




0
1
2
3
4
5
6
7
8
9
10
11
12
13
14
15
16
17
18
19
20
21
22
23
24

0
1
2
3
4
5
6
7
8
9
10
11
12
13
14
15
16
17
18
19
20
21
22
23
24

A large grid of dotted lines for writing, spanning the entire page area below the header and to the right of the time column. The grid is composed of small squares formed by dotted lines, providing a guide for handwriting practice.


0
1
2
3
4
5
6
7
8
9
10
11
12
13
14
15
16
17
18
19
20
21
22
23
24



0
1
2
3
4
5
6
7
8
9
10
11
12
13
14
15
16
17
18
19
20
21
22
23
24

The page contains a large grid of dotted lines for writing. A vertical line is drawn at the first column of the grid, creating a narrow column for time. The time column is labeled with numbers from 0 to 24. The rest of the page is a wide grid of dotted lines.


0
1
2
3
4
5
6
7
8
9
10
11
12
13
14
15
16
17
18
19
20
21
22
23
24




0
1
2
3
4
5
6
7
8
9
10
11
12
13
14
15
16
17
18
19
20
21
22
23
24

The page features a large grid of dotted lines for writing. A vertical line is drawn at the first column after the time column. The grid is intended for writing notes or tasks corresponding to the time slots listed on the left.


0
1
2
3
4
5
6
7
8
9
10
11
12
13
14
15
16
17
18
19
20
21
22
23
24




0
1
2
3
4
5
6
7
8
9
10
11
12
13
14
15
16
17
18
19
20
21
22
23
24



0
1
2
3
4
5
6
7
8
9
10
11
12
13
14
15
16
17
18
19
20
21
22
23
24





0
1
2
3
4
5
6
7
8
9
10
11
12
13
14
15
16
17
18
19
20
21
22
23
24

0
1
2
3
4
5
6
7
8
9
10
11
12
13
14
15
16
17
18
19
20
21
22
23
24

The page features a large grid of dotted lines for writing. A vertical line is drawn at the first column of the grid, creating a narrow column for time entries. The grid extends to the right edge of the page, providing ample space for notes and tasks.


0
1
2
3
4
5
6
7
8
9
10
11
12
13
14
15
16
17
18
19
20
21
22
23
24

A large grid of dotted lines for writing, with a vertical line separating the time column from the main grid. The grid is composed of small squares, with a vertical line running down the center. The time column on the left is shaded and contains the numbers 0 through 24. The main grid is white with dotted lines.

0
1
2
3
4
5
6
7
8
9
10
11
12
13
14
15
16
17
18
19
20
21
22
23
24

A large grid of dotted lines for writing, spanning the entire page area below the header and to the right of the time labels. The grid is composed of small squares formed by dotted lines, providing a guide for handwriting practice.


0
1
2
3
4
5
6
7
8
9
10
11
12
13
14
15
16
17
18
19
20
21
22
23
24




0
1
2
3
4
5
6
7
8
9
10
11
12
13
14
15
16
17
18
19
20
21
22
23
24

A large grid of dotted lines for writing, spanning the rest of the page. The grid is composed of small squares formed by dotted lines, providing a guide for handwriting practice. The grid covers the entire page area below the header and the time labels on the left.

0
1
2
3
4
5
6
7
8
9
10
11
12
13
14
15
16
17
18
19
20
21
22
23
24



0
1
2
3
4
5
6
7
8
9
10
11
12
13
14
15
16
17
18
19
20
21
22
23
24



0
1
2
3
4
5
6
7
8
9
10
11
12
13
14
15
16
17
18
19
20
21
22
23
24

A grid of dotted lines for writing, with a vertical line separating the header from the main area. The grid covers the entire page below the header and to the right of the vertical line. The vertical line is positioned approximately one-third of the way from the left edge of the page.


This page features a large grid of dotted lines for writing. A vertical line is positioned at the first column after the header. Three horizontal lines are drawn across the grid at rows 7, 12, and 18, creating a structure similar to a ledger or a notebook page. The grid extends from row 0 to row 24.


0
1
2
3
4
5
6
7
8
9
10
11
12
13
14
15
16
17
18
19
20
21
22
23
24

The page contains a large grid of dotted lines for writing. A vertical line is drawn between the time column and the rest of the page. The grid is composed of small squares, with the time column being slightly wider than the other columns. The grid extends from the top of the page to the bottom, and from the right edge of the time column to the right edge of the page.

The page contains a large grid of dotted lines for writing. A vertical line is positioned on the left side, approximately one-third of the way across the page. Three horizontal lines are drawn across the page at row indices 7, 12, and 18, dividing the grid into sections. The grid extends from row 0 to row 24.


0
1
2
3
4
5
6
7
8
9
10
11
12
13
14
15
16
17
18
19
20
21
22
23
24





0
1
2
3
4
5
6
7
8
9
10
11
12
13
14
15
16
17
18
19
20
21
22
23
24


A large grid of dotted lines for writing, spanning the entire page below the header and to the right of the time labels. The grid is composed of small squares formed by dotted lines, providing a guide for handwriting practice.



0
1
2
3
4
5
6
7
8
9
10
11
12
13
14
15
16
17
18
19
20
21
22
23
24


A large grid of dotted lines for writing, spanning the entire page area below the header and to the right of the row numbers. The grid is composed of small squares formed by dotted lines, providing a guide for handwriting practice.

0
1
2
3
4
5
6
7
8
9
10
11
12
13
14
15
16
17
18
19
20
21
22
23
24




0
1
2
3
4
5
6
7
8
9
10
11
12
13
14
15
16
17
18
19
20
21
22
23
24


0
1
2
3
4
5
6
7
8
9
10
11
12
13
14
15
16
17
18
19
20
21
22
23
24



0
1
2
3
4
5
6
7
8
9
10
11
12
13
14
15
16
17
18
19
20
21
22
23
24




0
1
2
3
4
5
6
7
8
9
10
11
12
13
14
15
16
17
18
19
20
21
22
23
24



0
1
2
3
4
5
6
7
8
9
10
11
12
13
14
15
16
17
18
19
20
21
22
23
24

A large grid of dotted lines for writing, spanning the entire page area below the header and to the right of the time column. The grid is composed of small squares formed by dotted lines, providing a guide for handwriting practice.


0
1
2
3
4
5
6
7
8
9
10
11
12
13
14
15
16
17
18
19
20
21
22
23
24




0
1
2
3
4
5
6
7
8
9
10
11
12
13
14
15
16
17
18
19
20
21
22
23
24


The page contains a large grid of dotted lines for writing. The grid is composed of 25 rows and 24 columns. The rows are numbered from 0 to 24 on the left side. The columns are not numbered. The grid is intended for writing or drawing.

0
1
2
3
4
5
6
7
8
9
10
11
12
13
14
15
16
17
18
19
20
21
22
23
24




0
1
2
3
4
5
6
7
8
9
10
11
12
13
14
15
16
17
18
19
20
21
22
23
24





0
1
2
3
4
5
6
7
8
9
10
11
12
13
14
15
16
17
18
19
20
21
22
23
24



0
1
2
3
4
5
6
7
8
9
10
11
12
13
14
15
16
17
18
19
20
21
22
23
24


0
1
2
3
4
5
6
7
8
9
10
11
12
13
14
15
16
17
18
19
20
21
22
23
24

The main body of the page is a large grid of dotted lines, typical of a composition notebook. A solid vertical line runs down the left side of the grid, approximately one-third of the way from the left edge. This line serves as a margin for writing. The grid extends to the right and bottom edges of the page.

0
1
2
3
4
5
6
7
8
9
10
11
12
13
14
15
16
17
18
19
20
21
22
23
24

The page features a large grid of dotted lines for writing. A vertical line is drawn at the first column of the grid, creating a narrow column for time entries. The grid extends to the right edge of the page, providing ample space for notes and activities.

0
1
2
3
4
5
6
7
8
9
10
11
12
13
14
15
16
17
18
19
20
21
22
23
24



0
1
2
3
4
5
6
7
8
9
10
11
12
13
14
15
16
17
18
19
20
21
22
23
24

The page features a large grid of dotted lines for writing. A vertical line is drawn at the second column from the left, creating a narrow column for time entries. The grid extends to the right edge of the page. The time column is labeled with numbers from 0 to 24, representing hours of the day.

0
1
2
3
4
5
6
7
8
9
10
11
12
13
14
15
16
17
18
19
20
21
22
23
24

A grid of dotted lines for writing, with a vertical line separating the header from the main area. The grid covers the entire page below the header and to the right of the vertical line. The header contains the text '3 | 3 MON' and '2025'. The left margin contains numbers from 0 to 24.


0
1
2
3
4
5
6
7
8
9
10
11
12
13
14
15
16
17
18
19
20
21
22
23
24

A large grid of dotted lines for writing, with a vertical line separating the header area from the main grid. The grid is composed of small squares, with a vertical line running down the left side of the main grid area, approximately one-third of the way from the left edge. The header area at the top is shaded and contains the text '3 | 5 WED' and '2025'. The main grid area is filled with a pattern of small squares, with a vertical line running down the left side of the main grid area, approximately one-third of the way from the left edge. The grid is composed of small squares, with a vertical line running down the left side of the main grid area, approximately one-third of the way from the left edge.


0
1
2
3
4
5
6
7
8
9
10
11
12
13
14
15
16
17
18
19
20
21
22
23
24

A large grid of dotted lines for writing, spanning the entire page area below the header and to the right of the row numbers. The grid is composed of small squares formed by dotted lines, providing a guide for handwriting practice.

0
1
2
3
4
5
6
7
8
9
10
11
12
13
14
15
16
17
18
19
20
21
22
23
24




0
1
2
3
4
5
6
7
8
9
10
11
12
13
14
15
16
17
18
19
20
21
22
23
24



This page features a large grid of dotted lines for writing. A vertical line is positioned on the left side, approximately one-third of the way across the page. Three horizontal lines are drawn across the page at rows 7, 12, and 18, creating three distinct writing sections. The grid extends from row 0 to row 24.

0
1
2
3
4
5
6
7
8
9
10
11
12
13
14
15
16
17
18
19
20
21
22
23
24



0
1
2
3
4
5
6
7
8
9
10
11
12
13
14
15
16
17
18
19
20
21
22
23
24


A large grid of dotted lines for writing, spanning the rest of the page. The grid is composed of small squares formed by dotted lines, providing a guide for handwriting practice. The grid covers the entire page area below the header and the vertical column of numbers.

0
1
2
3
4
5
6
7
8
9
10
11
12
13
14
15
16
17
18
19
20
21
22
23
24


A large grid of dotted lines for writing, with a vertical line separating the header area from the main grid. The grid is composed of small squares, with a vertical line running down the left side of the main grid area, approximately one-third of the way from the left edge. The header area at the top is shaded and contains the text '3 | 13 THU' and '2025'. The main grid area is filled with a pattern of small squares, with a vertical line running down the left side of the main grid area, approximately one-third of the way from the left edge. The grid is composed of small squares, with a vertical line running down the left side of the main grid area, approximately one-third of the way from the left edge.

0
1
2
3
4
5
6
7
8
9
10
11
12
13
14
15
16
17
18
19
20
21
22
23
24


0
1
2
3
4
5
6
7
8
9
10
11
12
13
14
15
16
17
18
19
20
21
22
23
24



0
1
2
3
4
5
6
7
8
9
10
11
12
13
14
15
16
17
18
19
20
21
22
23
24




0
1
2
3
4
5
6
7
8
9
10
11
12
13
14
15
16
17
18
19
20
21
22
23
24




0
1
2
3
4
5
6
7
8
9
10
11
12
13
14
15
16
17
18
19
20
21
22
23
24


A large grid of dotted lines for writing, with a vertical line separating the time column from the main writing area.

0
1
2
3
4
5
6
7
8
9
10
11
12
13
14
15
16
17
18
19
20
21
22
23
24




0
1
2
3
4
5
6
7
8
9
10
11
12
13
14
15
16
17
18
19
20
21
22
23
24






0
1
2
3
4
5
6
7
8
9
10
11
12
13
14
15
16
17
18
19
20
21
22
23
24



0
1
2
3
4
5
6
7
8
9
10
11
12
13
14
15
16
17
18
19
20
21
22
23
24

A large grid of dotted lines for writing, spanning the entire page below the header and to the right of the time labels. The grid is composed of small squares formed by dotted lines, providing a guide for handwriting practice.


0
1
2
3
4
5
6
7
8
9
10
11
12
13
14
15
16
17
18
19
20
21
22
23
24



0
1
2
3
4
5
6
7
8
9
10
11
12
13
14
15
16
17
18
19
20
21
22
23
24

The page contains a large grid of dotted lines for writing. A vertical line is drawn at the first column of the grid, creating a narrow column for time. The grid extends to the right edge of the page. The time column is labeled with numbers from 0 to 24, representing hours. The main grid is composed of small squares formed by dotted lines.

0
1
2
3
4
5
6
7
8
9
10
11
12
13
14
15
16
17
18
19
20
21
22
23
24



0
1
2
3
4
5
6
7
8
9
10
11
12
13
14
15
16
17
18
19
20
21
22
23
24

The page features a large grid of dotted lines for writing. A vertical line is drawn at the first column of the grid, creating a narrow column on the left side. This column is aligned with the time labels (0-24) and is intended for writing the time of day. The rest of the grid is a wide area of dotted lines for writing notes or tasks.

0
1
2
3
4
5
6
7
8
9
10
11
12
13
14
15
16
17
18
19
20
21
22
23
24

A large grid of dotted lines for writing, with a vertical line separating the time column from the main writing area. The grid covers the entire page below the header and to the right of the time column.