

0
1
2
3
4
5
6
7
8
9
10
11
12
13
14
15
16
17
18
19
20
21
22
23
24


The page contains a large grid of dotted lines for writing. A vertical line is drawn between the time column and the rest of the page. The grid is composed of small squares, with the time column being slightly wider than the other columns.

The page features a grid for a calendar. The header is pink and contains the text '1 | 2 MON' and '2023'. The grid has 24 rows, numbered from 0 to 24 on the left side. A vertical line is drawn between the first and second columns of the grid.

0
1
2
3
4
5
6
7
8
9
10
11
12
13
14
15
16
17
18
19
20
21
22
23
24

A large grid of dotted lines for writing, with a vertical line separating the time column from the main grid. The grid is designed for a weekly calendar layout, with the time column on the left and the main grid on the right.

0
1
2
3
4
5
6
7
8
9
10
11
12
13
14
15
16
17
18
19
20
21
22
23
24




0
1
2
3
4
5
6
7
8
9
10
11
12
13
14
15
16
17
18
19
20
21
22
23
24


Grid area for time management or scheduling, featuring a vertical line and a dotted grid pattern.

0
1
2
3
4
5
6
7
8
9
10
11
12
13
14
15
16
17
18
19
20
21
22
23
24

0
1
2
3
4
5
6
7
8
9
10
11
12
13
14
15
16
17
18
19
20
21
22
23
24




0
1
2
3
4
5
6
7
8
9
10
11
12
13
14
15
16
17
18
19
20
21
22
23
24



0
1
2
3
4
5
6
7
8
9
10
11
12
13
14
15
16
17
18
19
20
21
22
23
24

A large grid of dotted lines for writing, with a vertical line separating the time column from the main writing area. The grid covers the entire page below the header and to the right of the time column.


0
1
2
3
4
5
6
7
8
9
10
11
12
13
14
15
16
17
18
19
20
21
22
23
24



0
1
2
3
4
5
6
7
8
9
10
11
12
13
14
15
16
17
18
19
20
21
22
23
24


A large grid of dotted lines for writing, spanning the entire page below the header and to the right of the time column. The grid is composed of small squares formed by dotted lines, providing a guide for handwriting practice.

0
1
2
3
4
5
6
7
8
9
10
11
12
13
14
15
16
17
18
19
20
21
22
23
24



0
1
2
3
4
5
6
7
8
9
10
11
12
13
14
15
16
17
18
19
20
21
22
23
24


A large grid of dotted lines for writing, spanning the entire page area below the header and to the right of the time column. The grid is composed of small squares formed by dotted lines, providing a guide for handwriting practice.



0
1
2
3
4
5
6
7
8
9
10
11
12
13
14
15
16
17
18
19
20
21
22
23
24


The page features a large grid of dotted lines for writing. A vertical line is drawn at the second column from the left, creating a narrow column for time entries. The grid extends to the right edge of the page.

0
1
2
3
4
5
6
7
8
9
10
11
12
13
14
15
16
17
18
19
20
21
22
23
24



0
1
2
3
4
5
6
7
8
9
10
11
12
13
14
15
16
17
18
19
20
21
22
23
24


0
1
2
3
4
5
6
7
8
9
10
11
12
13
14
15
16
17
18
19
20
21
22
23
24



0
1
2
3
4
5
6
7
8
9
10
11
12
13
14
15
16
17
18
19
20
21
22
23
24

A large grid of dotted lines for writing, spanning the rest of the page. The grid is composed of small squares formed by dotted lines, providing a guide for handwriting practice. The grid covers the entire page area below the header and the time column.

0
1
2
3
4
5
6
7
8
9
10
11
12
13
14
15
16
17
18
19
20
21
22
23
24



1 | 21 SAT

2023


0
1
2
3
4
5
6
7
8
9
10
11
12
13
14
15
16
17
18
19
20
21
22
23
24

The page features a pink header at the top with the text '1 | 22 SUN' on the left and '2023' on the right. Below the header is a large grid of dotted lines. A solid vertical line is positioned approximately one-third of the way across the page. Horizontal solid lines are drawn across the grid at rows 7, 12, and 18. The grid extends to row 24.

0
1
2
3
4
5
6
7
8
9
10
11
12
13
14
15
16
17
18
19
20
21
22
23
24

A large grid of dotted lines for writing, spanning the rest of the page. The grid is composed of small squares formed by dotted lines, providing a guide for handwriting practice. The grid covers the entire page area below the header and the vertical column of numbers.


0
1
2
3
4
5
6
7
8
9
10
11
12
13
14
15
16
17
18
19
20
21
22
23
24



0
1
2
3
4
5
6
7
8
9
10
11
12
13
14
15
16
17
18
19
20
21
22
23
24

A large grid of dotted lines for writing, spanning the rest of the page. The grid is composed of small squares formed by dotted lines, providing a guide for handwriting practice. The grid covers the entire page area below the header and the time labels on the left.


0
1
2
3
4
5
6
7
8
9
10
11
12
13
14
15
16
17
18
19
20
21
22
23
24



0
1
2
3
4
5
6
7
8
9
10
11
12
13
14
15
16
17
18
19
20
21
22
23
24

A large grid of dotted lines for writing, with a vertical line separating the time column from the main writing area. The grid is designed for a daily schedule or journaling.


0
1
2
3
4
5
6
7
8
9
10
11
12
13
14
15
16
17
18
19
20
21
22
23
24




0
1
2
3
4
5
6
7
8
9
10
11
12
13
14
15
16
17
18
19
20
21
22
23
24

The page features a large grid of dotted lines for writing. A vertical line is drawn between the time column and the rest of the page. The time column is on the left, and the main grid is on the right. The grid is composed of small squares, with the vertical line separating the time column from the rest of the page.

0
1
2
3
4
5
6
7
8
9
10
11
12
13
14
15
16
17
18
19
20
21
22
23
24



0
1
2
3
4
5
6
7
8
9
10
11
12
13
14
15
16
17
18
19
20
21
22
23
24




The page contains a large grid of dotted lines for writing. A vertical line is positioned on the left side of the grid. Horizontal lines are drawn across the grid at rows 7, 12, and 18. The grid extends from row 0 to row 24.


0
1
2
3
4
5
6
7
8
9
10
11
12
13
14
15
16
17
18
19
20
21
22
23
24

The page contains a large grid of dotted lines for writing. A vertical line is drawn at the first dotted line after the header, creating a narrow column for time. The rest of the page is a wide area for notes, with a horizontal line at each hour mark from 7 to 18.


0
1
2
3
4
5
6
7
8
9
10
11
12
13
14
15
16
17
18
19
20
21
22
23
24



0
1
2
3
4
5
6
7
8
9
10
11
12
13
14
15
16
17
18
19
20
21
22
23
24




0
1
2
3
4
5
6
7
8
9
10
11
12
13
14
15
16
17
18
19
20
21
22
23
24



0
1
2
3
4
5
6
7
8
9
10
11
12
13
14
15
16
17
18
19
20
21
22
23
24

A large grid of dotted lines for writing, spanning the rest of the page. The grid is composed of small squares formed by dotted lines, providing a guide for handwriting practice. The grid covers the entire page area below the header and the vertical column of numbers.


0
1
2
3
4
5
6
7
8
9
10
11
12
13
14
15
16
17
18
19
20
21
22
23
24



0
1
2
3
4
5
6
7
8
9
10
11
12
13
14
15
16
17
18
19
20
21
22
23
24

A large grid of dotted lines for writing, spanning the entire page area below the header and to the right of the time column. The grid is composed of small squares formed by dotted lines, providing a guide for handwriting practice.


.0
.1
.2
.3
.4
.5
.6
.7
.8
.9
.10
.11
.12
.13
.14
.15
.16
.17
.18
.19
.20
.21
.22
.23
.24



0
1
2
3
4
5
6
7
8
9
10
11
12
13
14
15
16
17
18
19
20
21
22
23
24


The page contains a large grid of dotted lines for writing. A vertical line is drawn at the first column of the grid, creating a narrow column for time entries. The grid extends to the right edge of the page.

0
1
2
3
4
5
6
7
8
9
10
11
12
13
14
15
16
17
18
19
20
21
22
23
24



0
1
2
3
4
5
6
7
8
9
10
11
12
13
14
15
16
17
18
19
20
21
22
23
24


0
1
2
3
4
5
6
7
8
9
10
11
12
13
14
15
16
17
18
19
20
21
22
23
24



0
1
2
3
4
5
6
7
8
9
10
11
12
13
14
15
16
17
18
19
20
21
22
23
24

A large grid of dotted lines for writing, spanning the entire page area below the header and to the right of the time column. The grid is composed of small squares formed by dotted lines, providing a guide for handwriting practice.


0
1
2
3
4
5
6
7
8
9
10
11
12
13
14
15
16
17
18
19
20
21
22
23
24




0
1
2
3
4
5
6
7
8
9
10
11
12
13
14
15
16
17
18
19
20
21
22
23
24

The page contains a large grid of dotted lines for writing. A vertical line is drawn at the first column of the grid, creating a narrow column for time entries. The grid extends to the right edge of the page.

0
1
2
3
4
5
6
7
8
9
10
11
12
13
14
15
16
17
18
19
20
21
22
23
24



0
1
2
3
4
5
6
7
8
9
10
11
12
13
14
15
16
17
18
19
20
21
22
23
24



The page contains a large grid of dotted lines for writing. A vertical line is positioned on the left side, approximately one-third of the way across the page. Three horizontal lines are drawn across the page at rows 7, 12, and 18, dividing the grid into sections. The rows are numbered on the left side from 0 to 24.


0
1
2
3
4
5
6
7
8
9
10
11
12
13
14
15
16
17
18
19
20
21
22
23
24

This page contains a large grid of dotted lines for writing. The grid is divided into three main vertical sections by a solid vertical line on the left side. Additionally, there are three horizontal lines across the grid, separating the rows into four distinct sections. The rows are numbered on the left side from 0 to 24. The numbers are: 0, 1, 2, 3, 4, 5, 6, 7, 8, 9, 10, 11, 12, 13, 14, 15, 16, 17, 18, 19, 20, 21, 22, 23, 24.

0
1
2
3
4
5
6
7
8
9
10
11
12
13
14
15
16
17
18
19
20
21
22
23
24

A large grid of dotted lines for writing, spanning the entire page area below the header and to the right of the time labels. The grid is composed of small squares formed by dotted lines, providing a guide for handwriting practice.


0
1
2
3
4
5
6
7
8
9
10
11
12
13
14
15
16
17
18
19
20
21
22
23
24



0
1
2
3
4
5
6
7
8
9
10
11
12
13
14
15
16
17
18
19
20
21
22
23
24


A large grid of dotted lines for writing, spanning from the top header to the bottom of the page. The grid is composed of horizontal and vertical dotted lines, creating a series of small squares. The grid is divided into three vertical sections by solid lines. The first section is the narrowest, the second is wider, and the third is the widest. The grid is intended for writing notes or tasks for each hour of the day.

0
1
2
3
4
5
6
7
8
9
10
11
12
13
14
15
16
17
18
19
20
21
22
23
24



0	
1	
2	
3	
4	
5	
6	
7	
8	
9	
10	
11	
12	
13	
14	
15	
16	
17	
18	
19	
20	
21	
22	
23	
24	

0
1
2
3
4
5
6
7
8
9
10
11
12
13
14
15
16
17
18
19
20
21
22
23
24



0
1
2
3
4
5
6
7
8
9
10
11
12
13
14
15
16
17
18
19
20
21
22
23
24


A large grid of dotted lines for writing, spanning the entire page below the header and to the right of the time column. The grid is composed of small squares formed by dotted lines, providing a guide for handwriting practice.

The page contains a large grid of dotted lines for writing. A vertical line is positioned on the left side, approximately one-third of the way across the page. Three horizontal lines are drawn across the grid at rows 7, 12, and 18, creating three distinct sections for writing. The grid extends from row 0 to row 24.


0
1
2
3
4
5
6
7
8
9
10
11
12
13
14
15
16
17
18
19
20
21
22
23
24

The page contains a large grid of dotted lines for writing. A vertical line is drawn between the time column (rows 0-24) and the rest of the page. The grid is composed of small squares, with the time column being slightly wider than the other columns.


0
1
2
3
4
5
6
7
8
9
10
11
12
13
14
15
16
17
18
19
20
21
22
23
24



0
1
2
3
4
5
6
7
8
9
10
11
12
13
14
15
16
17
18
19
20
21
22
23
24



0
1
2
3
4
5
6
7
8
9
10
11
12
13
14
15
16
17
18
19
20
21
22
23
24



0
1
2
3
4
5
6
7
8
9
10
11
12
13
14
15
16
17
18
19
20
21
22
23
24


A large grid of dotted lines for writing, spanning the entire page below the header and to the right of the time labels. The grid is composed of small squares formed by dotted lines, providing a guide for handwriting practice.

This page contains a large grid of dotted lines for writing. A vertical line is positioned on the left side, approximately one-third of the way across the page. Three horizontal lines are drawn across the page at rows 7, 12, and 18, dividing the grid into sections. The rows are numbered on the left side from 0 to 24.

0
1
2
3
4
5
6
7
8
9
10
11
12
13
14
15
16
17
18
19
20
21
22
23
24

A large grid of dotted lines for writing, spanning the entire page below the header and to the right of the time column. The grid is composed of small squares formed by dotted lines, providing a guide for handwriting practice.


The page contains a large grid of dotted lines for writing. A vertical line is positioned on the left side of the grid. Horizontal lines are drawn across the grid at rows 7, 12, and 18. The grid extends from row 0 to row 24.



0
1
2
3
4
5
6
7
8
9
10
11
12
13
14
15
16
17
18
19
20
21
22
23
24

A large grid of dotted lines for writing, with a vertical line separating the time column from the main grid. The grid is intended for daily planning or journaling.


0
1
2
3
4
5
6
7
8
9
10
11
12
13
14
15
16
17
18
19
20
21
22
23
24




0
1
2
3
4
5
6
7
8
9
10
11
12
13
14
15
16
17
18
19
20
21
22
23
24

A large grid of dotted lines for writing, spanning the rest of the page. The grid is composed of small squares formed by dotted lines, providing a guide for handwriting practice. The grid covers the entire page area below the header and the time column.


0
1
2
3
4
5
6
7
8
9
10
11
12
13
14
15
16
17
18
19
20
21
22
23
24




0
1
2
3
4
5
6
7
8
9
10
11
12
13
14
15
16
17
18
19
20
21
22
23
24




0
1
2
3
4
5
6
7
8
9
10
11
12
13
14
15
16
17
18
19
20
21
22
23
24



0
1
2
3
4
5
6
7
8
9
10
11
12
13
14
15
16
17
18
19
20
21
22
23
24






0
1
2
3
4
5
6
7
8
9
10
11
12
13
14
15
16
17
18
19
20
21
22
23
24

A large grid of dotted lines for writing, spanning the entire page below the header and to the right of the time column. The grid is composed of small squares formed by dotted lines, providing a guide for handwriting practice.


0
1
2
3
4
5
6
7
8
9
10
11
12
13
14
15
16
17
18
19
20
21
22
23
24



0
1
2
3
4
5
6
7
8
9
10
11
12
13
14
15
16
17
18
19
20
21
22
23
24

A large grid of dotted lines for writing, spanning the rest of the page. The grid is composed of small squares formed by dotted lines, providing a guide for handwriting practice. The grid covers the entire page area below the header and the time labels on the left.


0
1
2
3
4
5
6
7
8
9
10
11
12
13
14
15
16
17
18
19
20
21
22
23
24



0
1
2
3
4
5
6
7
8
9
10
11
12
13
14
15
16
17
18
19
20
21
22
23
24


A large grid of dotted lines for writing, with a vertical line separating the time column from the main grid. The grid is intended for daily planning or journaling.

0
1
2
3
4
5
6
7
8
9
10
11
12
13
14
15
16
17
18
19
20
21
22
23
24



0
1
2
3
4
5
6
7
8
9
10
11
12
13
14
15
16
17
18
19
20
21
22
23
24


0
1
2
3
4
5
6
7
8
9
10
11
12
13
14
15
16
17
18
19
20
21
22
23
24



0
1
2
3
4
5
6
7
8
9
10
11
12
13
14
15
16
17
18
19
20
21
22
23
24

A large grid of dotted lines for writing, with a vertical line separating the time column from the main grid. The grid is designed for a daily planner or journal, with the time column on the left and the main grid on the right.

0
1
2
3
4
5
6
7
8
9
10
11
12
13
14
15
16
17
18
19
20
21
22
23
24



4


| 1

SAT

2023

0
1
2
3
4
5
6
7
8
9
10
11
12
13
14
15
16
17
18
19
20
21
22
23
24

0
1
2
3
4
5
6
7
8
9
10
11
12
13
14
15
16
17
18
19
20
21
22
23
24



0
1
2
3
4
5
6
7
8
9
10
11
12
13
14
15
16
17
18
19
20
21
22
23
24


A large grid of dotted lines for writing, spanning the rest of the page. The grid is composed of small squares, with a vertical line separating the header area from the main writing area. The grid extends from the top of the page down to the bottom, and across most of the width.

.0
.1
.2
.3
.4
.5
.6
.7
.8
.9
.10
.11
.12
.13
.14
.15
.16
.17
.18
.19
.20
.21
.22
.23
.24

0
1
2
3
4
5
6
7
8
9
10
11
12
13
14
15
16
17
18
19
20
21
22
23
24

A large grid of dotted lines for writing, spanning the entire page area below the header and to the right of the time column. The grid is composed of small squares formed by dotted lines, providing a guide for handwriting practice.


0
1
2
3
4
5
6
7
8
9
10
11
12
13
14
15
16
17
18
19
20
21
22
23
24



0
1
2
3
4
5
6
7
8
9
10
11
12
13
14
15
16
17
18
19
20
21
22
23
24

A large grid of dotted lines for writing, spanning the entire page below the header and to the right of the time column. The grid is composed of small squares formed by dotted lines, providing a guide for handwriting practice.


.0
.1
.2
.3
.4
.5
.6
.7
.8
.9
.10
.11
.12
.13
.14
.15
.16
.17
.18
.19
.20
.21
.22
.23
.24



0
1
2
3
4
5
6
7
8
9
10
11
12
13
14
15
16
17
18
19
20
21
22
23
24

A large grid of dotted lines for writing, with a vertical line separating the time column from the main writing area. The grid is designed for daily planning or journaling, with the left column reserved for time entries and the rest of the page for notes or activities.


0
1
2
3
4
5
6
7
8
9
10
11
12
13
14
15
16
17
18
19
20
21
22
23
24




0
1
2
3
4
5
6
7
8
9
10
11
12
13
14
15
16
17
18
19
20
21
22
23
24

A large grid of dotted lines for writing, with a vertical line separating the time column from the main grid.


0
1
2
3
4
5
6
7
8
9
10
11
12
13
14
15
16
17
18
19
20
21
22
23
24




0
1
2
3
4
5
6
7
8
9
10
11
12
13
14
15
16
17
18
19
20
21
22
23
24



0
1
2
3
4
5
6
7
8
9
10
11
12
13
14
15
16
17
18
19
20
21
22
23
24




0
1
2
3
4
5
6
7
8
9
10
11
12
13
14
15
16
17
18
19
20
21
22
23
24





0	
1	
2	
3	
4	
5	
6	
7	
8	
9	
10	
11	
12	
13	
14	
15	
16	
17	
18	
19	
20	
21	
22	
23	
24	

0
1
2
3
4
5
6
7
8
9
10
11
12
13
14
15
16
17
18
19
20
21
22
23
24



.0
.1
.2
.3
.4
.5
.6
.7
.8
.9
.10
.11
.12
.13
.14
.15
.16
.17
.18
.19
.20
.21
.22
.23
.24






0
1
2
3
4
5
6
7
8
9
10
11
12
13
14
15
16
17
18
19
20
21
22
23
24


A large grid of dotted lines for writing, with a vertical line separating the time column from the main grid. The grid is designed for a daily schedule or journaling.

0
1
2
3
4
5
6
7
8
9
10
11
12
13
14
15
16
17
18
19
20
21
22
23
24




0
1
2
3
4
5
6
7
8
9
10
11
12
13
14
15
16
17
18
19
20
21
22
23
24

0
1
2
3
4
5
6
7
8
9
10
11
12
13
14
15
16
17
18
19
20
21
22
23
24




0
1
2
3
4
5
6
7
8
9
10
11
12
13
14
15
16
17
18
19
20
21
22
23
24



0
1
2
3
4
5
6
7
8
9
10
11
12
13
14
15
16
17
18
19
20
21
22
23
24

The page contains a large grid of dotted lines for writing. A vertical line is drawn at the first column of the grid, creating a narrow column on the left side, likely for writing the time of day. The rest of the page is a wide area of dotted lines for taking notes or writing answers.

0
1
2
3
4
5
6
7
8
9
10
11
12
13
14
15
16
17
18
19
20
21
22
23
24



0
1
2
3
4
5
6
7
8
9
10
11
12
13
14
15
16
17
18
19
20
21
22
23
24

A large grid of dotted lines for writing, spanning the entire page below the header and to the right of the time column. The grid is composed of small squares formed by dotted lines, providing a guide for handwriting practice.

0
1
2
3
4
5
6
7
8
9
10
11
12
13
14
15
16
17
18
19
20
21
22
23
24


0
1
2
3
4
5
6
7
8
9
10
11
12
13
14
15
16
17
18
19
20
21
22
23
24

A large grid of dotted lines for writing, with a vertical line separating the time column from the main grid.

0	
1	
2	
3	
4	
5	
6	
7	
8	
9	
10	
11	
12	
13	
14	
15	
16	
17	
18	
19	
20	
21	
22	
23	
24	

0
1
2
3
4
5
6
7
8
9
10
11
12
13
14
15
16
17
18
19
20
21
22
23
24

The page features a large grid of dotted lines for writing. A vertical line is drawn between the time column and the rest of the grid. The time column is on the left, and the main grid is on the right. The grid is composed of small squares, with the time column being slightly wider than the other columns.




0
1
2
3
4
5
6
7
8
9
10
11
12
13
14
15
16
17
18
19
20
21
22
23
24

The page contains a large grid of dotted lines for writing. A vertical line is drawn between the time column and the rest of the grid. The grid is intended for daily planning or journaling.

This page contains a large grid of dotted lines for writing. A vertical line is positioned on the left side, approximately one-third of the way across the page. Three horizontal lines are drawn across the page at rows 7, 12, and 18, dividing the grid into sections. The grid extends from row 0 to row 24.

0
1
2
3
4
5
6
7
8
9
10
11
12
13
14
15
16
17
18
19
20
21
22
23
24


0
1
2
3
4
5
6
7
8
9
10
11
12
13
14
15
16
17
18
19
20
21
22
23
24




0
1
2
3
4
5
6
7
8
9
10
11
12
13
14
15
16
17
18
19
20
21
22
23
24

The page contains a large grid of dotted lines for writing. A vertical line is drawn at the first column of the grid, creating a narrow column for time entries. The grid extends to the right edge of the page. The time column is labeled with numbers from 0 to 24, representing hours of the day.


0
1
2
3
4
5
6
7
8
9
10
11
12
13
14
15
16
17
18
19
20
21
22
23
24



0
1
2
3
4
5
6
7
8
9
10
11
12
13
14
15
16
17
18
19
20
21
22
23
24



0
1
2
3
4
5
6
7
8
9
10
11
12
13
14
15
16
17
18
19
20
21
22
23
24



0
1
2
3
4
5
6
7
8
9
10
11
12
13
14
15
16
17
18
19
20
21
22
23
24

The page contains a large grid of dotted lines for writing. A vertical line is drawn at the second column from the left, separating the time column from the main grid. The grid extends from the top header to the bottom of the page.

This page contains a large grid of dotted lines for writing. A vertical line is positioned on the left side, approximately one-third of the way across the page. Three horizontal lines are drawn across the page at rows 7, 12, and 18, dividing the grid into sections. The grid extends from row 0 to row 24.

0
1
2
3
4
5
6
7
8
9
10
11
12
13
14
15
16
17
18
19
20
21
22
23
24


The page contains a large grid of dotted lines for writing. A vertical line is drawn between the time column and the rest of the page. The grid is composed of small squares, with the time column being slightly wider than the other columns. The grid extends from the top of the page to the bottom, and from the right edge of the time column to the right edge of the page.

This page contains a large grid of dotted lines for writing. The grid is divided into three main vertical sections by a solid vertical line on the left side. The leftmost section is a narrow column containing row numbers from 0 to 24. The middle section is a wide column, and the rightmost section is another wide column. Horizontal lines are drawn across the grid at rows 7, 12, and 18, creating three distinct horizontal writing zones. The top header area is shaded and contains the date '5 | 18 THU' and the year '2023'.

0
1
2
3
4
5
6
7
8
9
10
11
12
13
14
15
16
17
18
19
20
21
22
23
24

A large grid of dotted lines for writing, spanning the rest of the page. The grid is composed of small squares formed by dotted lines, providing a guide for handwriting practice. The grid covers the entire page area below the header and to the right of the vertical column of numbers.


0
1
2
3
4
5
6
7
8
9
10
11
12
13
14
15
16
17
18
19
20
21
22
23
24



0
1
2
3
4
5
6
7
8
9
10
11
12
13
14
15
16
17
18
19
20
21
22
23
24

A large grid of dotted lines for writing, with a vertical line separating the time column from the main grid.

0
1
2
3
4
5
6
7
8
9
10
11
12
13
14
15
16
17
18
19
20
21
22
23
24



0
1
2
3
4
5
6
7
8
9
10
11
12
13
14
15
16
17
18
19
20
21
22
23
24


The main body of the page is a large grid of dotted lines, intended for writing or drawing. It covers the area from the top header to the bottom edge and from the second vertical line to the right edge. The grid is composed of small, uniform squares.

This page features a large grid of dotted lines for writing. A vertical line is positioned on the left side, approximately one-third of the way across the page. Three horizontal lines are drawn across the page at rows 7, 12, and 18, creating three distinct vertical columns. The grid extends from row 0 to row 24.

0
1
2
3
4
5
6
7
8
9
10
11
12
13
14
15
16
17
18
19
20
21
22
23
24

The page features a large grid of dotted lines for writing, organized into a table with 25 rows and 12 columns. The rows are numbered 0 through 24 on the left side. The grid is designed for easy writing and organization.

0
1
2
3
4
5
6
7
8
9
10
11
12
13
14
15
16
17
18
19
20
21
22
23
24




5 | 27 SAT


2023

0
1
2
3
4
5
6
7
8
9
10
11
12
13
14
15
16
17
18
19
20
21
22
23
24


0
1
2
3
4
5
6
7
8
9
10
11
12
13
14
15
16
17
18
19
20
21
22
23
24



0
1
2
3
4
5
6
7
8
9
10
11
12
13
14
15
16
17
18
19
20
21
22
23
24



.0
.1
.2
.3
.4
.5
.6
.7
.8
.9
.10
.11
.12
.13
.14
.15
.16
.17
.18
.19
.20
.21
.22
.23
.24




0
1
2
3
4
5
6
7
8
9
10
11
12
13
14
15
16
17
18
19
20
21
22
23
24

A large grid of dotted lines for writing, spanning the entire page below the header and to the right of the time column.

0
1
2
3
4
5
6
7
8
9
10
11
12
13
14
15
16
17
18
19
20
21
22
23
24

0
1
2
3
4
5
6
7
8
9
10
11
12
13
14
15
16
17
18
19
20
21
22
23
24

The page contains a large grid of dotted lines for writing. A vertical line is drawn at the first dotted column after the header. The grid extends from the top of the page to the bottom, and from the vertical line to the right edge of the page. The time column on the left is also filled with dotted lines.



0
1
2
3
4
5
6
7
8
9
10
11
12
13
14
15
16
17
18
19
20
21
22
23
24

The page contains a large grid of dotted lines for writing. A vertical line is drawn between the time column and the rest of the grid. The grid is intended for daily planning or journaling.

This page contains a large grid of dotted lines for writing. A vertical line is positioned on the left side of the grid. Horizontal lines are drawn across the grid at rows 7, 12, and 18. The grid extends from row 0 to row 24.

0
1
2
3
4
5
6
7
8
9
10
11
12
13
14
15
16
17
18
19
20
21
22
23
24


A large grid of dotted lines for writing, spanning the entire page area below the header and the time column. The grid is composed of small squares formed by dotted lines, providing a guide for handwriting practice.

This page contains a large grid of dotted lines for writing. A vertical line is positioned on the left side, approximately one-third of the way across the page. Three horizontal lines are drawn across the page at rows 7, 12, and 18, dividing the grid into sections. The rows are numbered from 0 to 24 on the left side of the page.


0
1
2
3
4
5
6
7
8
9
10
11
12
13
14
15
16
17
18
19
20
21
22
23
24

A large grid of dotted lines for writing, spanning the entire page below the header and to the right of the time column. The grid is composed of small squares formed by dotted lines, providing a guide for handwriting practice.

0
1
2
3
4
5
6
7
8
9
10
11
12
13
14
15
16
17
18
19
20
21
22
23
24



0
1
2
3
4
5
6
7
8
9
10
11
12
13
14
15
16
17
18
19
20
21
22
23
24




This page features a large grid of dotted lines for writing. A vertical line runs down the center of the page. Horizontal lines are drawn across the grid at rows 7, 12, and 18. The grid is otherwise empty, providing space for notes or calculations.

0
1
2
3
4
5
6
7
8
9
10
11
12
13
14
15
16
17
18
19
20
21
22
23
24

A large grid of dotted lines for writing, spanning the rest of the page. The grid is composed of small squares formed by dotted lines, providing a guide for handwriting practice. The grid covers the entire page area below the header and the vertical column of numbers.


0
1
2
3
4
5
6
7
8
9
10
11
12
13
14
15
16
17
18
19
20
21
22
23
24



0
1
2
3
4
5
6
7
8
9
10
11
12
13
14
15
16
17
18
19
20
21
22
23
24


The page contains a large grid of dotted lines for writing, spanning the entire page below the header and to the right of the time column. The grid is composed of small squares formed by dotted lines, providing a guide for handwriting practice.

0
1
2
3
4
5
6
7
8
9
10
11
12
13
14
15
16
17
18
19
20
21
22
23
24



0
1
2
3
4
5
6
7
8
9
10
11
12
13
14
15
16
17
18
19
20
21
22
23
24


A large grid of dotted lines for writing, spanning the entire page area below the header and to the right of the time labels. The grid is composed of small squares formed by dotted lines, providing a guide for handwriting practice.



0
1
2
3
4
5
6
7
8
9
10
11
12
13
14
15
16
17
18
19
20
21
22
23
24

The page features a large grid of dotted lines for writing. A vertical line is drawn at the second column from the left, creating a narrow column for time entries. The grid extends across the rest of the page, providing ample space for notes and activities.


0
1
2
3
4
5
6
7
8
9
10
11
12
13
14
15
16
17
18
19
20
21
22
23
24



0
1
2
3
4
5
6
7
8
9
10
11
12
13
14
15
16
17
18
19
20
21
22
23
24

A large grid of dotted lines for writing, spanning the entire page area below the header and to the right of the time column. The grid is composed of small squares formed by dotted lines, providing a guide for handwriting practice.

0
1
2
3
4
5
6
7
8
9
10
11
12
13
14
15
16
17
18
19
20
21
22
23
24




0
1
2
3
4
5
6
7
8
9
10
11
12
13
14
15
16
17
18
19
20
21
22
23
24

A large grid of dotted lines for writing, with a vertical line separating the time column from the main grid.

This page contains a large grid of dotted lines for writing. A vertical line is positioned on the left side, approximately one-third of the way across the page. Three horizontal lines are drawn across the page at rows 7, 12, and 18, dividing the grid into sections. The rows are numbered from 0 to 24 on the left side of the page.


0
1
2
3
4
5
6
7
8
9
10
11
12
13
14
15
16
17
18
19
20
21
22
23
24



0
1
2
3
4
5
6
7
8
9
10
11
12
13
14
15
16
17
18
19
20
21
22
23
24

A large grid of dotted lines for writing, with a vertical line separating the time column from the main grid.


.0
.1
.2
.3
.4
.5
.6
.7
.8
.9
.10
.11
.12
.13
.14
.15
.16
.17
.18
.19
.20
.21
.22
.23
.24



0
1
2
3
4
5
6
7
8
9
10
11
12
13
14
15
16
17
18
19
20
21
22
23
24


A large grid of dotted lines for writing, with a vertical line separating the time column from the main writing area.

.0
.1
.2
.3
.4
.5
.6
.7
.8
.9
.10
.11
.12
.13
.14
.15
.16
.17
.18
.19
.20
.21
.22
.23
.24



0
1
2
3
4
5
6
7
8
9
10
11
12
13
14
15
16
17
18
19
20
21
22
23
24

A large grid of dotted lines for writing, spanning the entire page area below the header and to the right of the time labels. The grid is composed of small squares formed by dotted lines, providing a guide for handwriting practice.




0
1
2
3
4
5
6
7
8
9
10
11
12
13
14
15
16
17
18
19
20
21
22
23
24


The page features a large grid of dotted lines for writing. A vertical line is drawn between the time column and the rest of the page. The time column is on the left, and the main writing area is on the right. The grid is composed of small squares, with the time column being slightly wider than the others.

0
1
2
3
4
5
6
7
8
9
10
11
12
13
14
15
16
17
18
19
20
21
22
23
24

0
1
2
3
4
5
6
7
8
9
10
11
12
13
14
15
16
17
18
19
20
21
22
23
24



0
1
2
3
4
5
6
7
8
9
10
11
12
13
14
15
16
17
18
19
20
21
22
23
24




7 | 8

SAT

2023

0
1
2
3
4
5
6
7
8
9
10
11
12
13
14
15
16
17
18
19
20
21
22
23
24


0
1
2
3
4
5
6
7
8
9
10
11
12
13
14
15
16
17
18
19
20
21
22
23
24



0
1
2
3
4
5
6
7
8
9
10
11
12
13
14
15
16
17
18
19
20
21
22
23
24

A large grid of dotted lines for writing, spanning the rest of the page. The grid is composed of small squares, with a vertical line separating the time column from the main writing area. The time column contains numbers from 0 to 24, representing hours of the day.


.0
.1
.2
.3
.4
.5
.6
.7
.8
.9
.10
.11
.12
.13
.14
.15
.16
.17
.18
.19
.20
.21
.22
.23
.24




0
1
2
3
4
5
6
7
8
9
10
11
12
13
14
15
16
17
18
19
20
21
22
23
24

A large grid of dotted lines for writing, spanning the rest of the page. The grid is composed of small squares formed by dotted lines, providing a guide for handwriting practice. The grid covers the entire page area below the header and the vertical column of numbers.

0
1
2
3
4
5
6
7
8
9
10
11
12
13
14
15
16
17
18
19
20
21
22
23
24






0
1
2
3
4
5
6
7
8
9
10
11
12
13
14
15
16
17
18
19
20
21
22
23
24

A large grid of dotted lines for writing, with a vertical line separating the time column from the main grid. The grid is designed for a daily planner or journal, with the time column on the left and the main grid on the right.

0
1
2
3
4
5
6
7
8
9
10
11
12
13
14
15
16
17
18
19
20
21
22
23
24

A large grid of dotted lines for writing, spanning the entire page area below the header and to the right of the time column. The grid is composed of small squares formed by dotted lines, providing a guide for handwriting practice.


0
1
2
3
4
5
6
7
8
9
10
11
12
13
14
15
16
17
18
19
20
21
22
23
24




0
1
2
3
4
5
6
7
8
9
10
11
12
13
14
15
16
17
18
19
20
21
22
23
24

A large grid of dotted lines for writing, spanning the rest of the page. The grid is composed of small squares formed by dotted lines, providing a guide for handwriting practice. The grid covers the entire page area below the header and the vertical column of numbers.

0
1
2
3
4
5
6
7
8
9
10
11
12
13
14
15
16
17
18
19
20
21
22
23
24



0
1
2
3
4
5
6
7
8
9
10
11
12
13
14
15
16
17
18
19
20
21
22
23
24




The page contains a large grid of dotted lines for writing. A vertical line is drawn down the page, and horizontal lines are drawn across the rows numbered 7, 12, and 18. The grid is otherwise empty.

0
1
2
3
4
5
6
7
8
9
10
11
12
13
14
15
16
17
18
19
20
21
22
23
24

A large grid of dotted lines for writing, with a vertical line separating the time column from the main grid. The grid is intended for scheduling or planning activities throughout the day.


0
1
2
3
4
5
6
7
8
9
10
11
12
13
14
15
16
17
18
19
20
21
22
23
24




0
1
2
3
4
5
6
7
8
9
10
11
12
13
14
15
16
17
18
19
20
21
22
23
24

A large grid of dotted lines for writing, spanning the entire page below the header and to the right of the time column. The grid is composed of small squares formed by dotted lines, providing a guide for handwriting practice.

.0
.1
.2
.3
.4
.5
.6
.7
.8
.9
-10
-11
-12
-13
-14
-15
-16
-17
-18
-19
-20
-21
-22
-23
-24




.0
.1
.2
.3
.4
.5
.6
.7
.8
.9
.10
.11
.12
.13
.14
.15
.16
.17
.18
.19
.20
.21
.22
.23
.24



0
1
2
3
4
5
6
7
8
9
10
11
12
13
14
15
16
17
18
19
20
21
22
23
24

The page contains a large grid of dotted lines for writing. A vertical line is drawn between the time column and the rest of the grid. The grid is 24 rows high, corresponding to the time labels on the left. Each row is 24 columns wide, providing a space for notes or activities.

.0
.1
.2
.3
.4
.5
.6
.7
.8
.9
.10
.11
.12
.13
.14
.15
.16
.17
.18
.19
.20
.21
.22
.23
.24



0
1
2
3
4
5
6
7
8
9
10
11
12
13
14
15
16
17
18
19
20
21
22
23
24

A large grid of dotted lines for writing, spanning the entire page area below the header and to the right of the time column. The grid is composed of small squares formed by dotted lines, providing a guide for handwriting practice.


This page contains a large grid of dotted lines for writing. A vertical line is positioned on the left side, approximately one-third of the way across the page. Three horizontal lines are drawn across the page at rows 7, 12, and 18, creating three distinct vertical columns. The grid extends from row 0 to row 24.

0
1
2
3
4
5
6
7
8
9
10
11
12
13
14
15
16
17
18
19
20
21
22
23
24


A large grid of dotted lines for writing, spanning the entire page below the header and to the right of the time column. The grid is composed of small squares formed by dotted lines, providing a guide for handwriting practice.

The page contains a large grid of dotted lines for writing. A vertical line is positioned on the left side of the grid. Three horizontal lines are drawn across the grid at rows 7, 12, and 18, creating a structure for writing. The grid extends from row 0 to row 24.

0
1
2
3
4
5
6
7
8
9
10
11
12
13
14
15
16
17
18
19
20
21
22
23
24



0
1
2
3
4
5
6
7
8
9
10
11
12
13
14
15
16
17
18
19
20
21
22
23
24



0
1
2
3
4
5
6
7
8
9
10
11
12
13
14
15
16
17
18
19
20
21
22
23
24


The page features a large grid of dotted lines for writing. A vertical line is drawn at the first column of the grid, creating a narrow column on the left side. This column is aligned with the time labels (0-24) and is intended for writing the time of day. The rest of the grid is a wide area for writing notes or tasks.

.0
.1
.2
.3
.4
.5
.6
.7
.8
.9
.10
.11
.12
.13
.14
.15
.16
.17
.18
.19
.20
.21
.22
.23
.24

0
1
2
3
4
5
6
7
8
9
10
11
12
13
14
15
16
17
18
19
20
21
22
23
24

A large grid of dotted lines for writing, spanning the entire page area below the header and to the right of the row numbers. The grid is composed of small squares formed by dotted lines, providing a guide for handwriting practice.


.0
.1
.2
.3
.4
.5
.6
.7
.8
.9
.10
.11
.12
.13
.14
.15
.16
.17
.18
.19
.20
.21
.22
.23
.24




0
1
2
3
4
5
6
7
8
9
10
11
12
13
14
15
16
17
18
19
20
21
22
23
24

The page features a large grid of dotted lines for writing. A vertical line is drawn between the time column and the rest of the grid. The time column is on the left, and the main grid is on the right. The grid is composed of small squares, with the time column being slightly wider than the other columns.

0
1
2
3
4
5
6
7
8
9
10
11
12
13
14
15
16
17
18
19
20
21
22
23
24




0
1
2
3
4
5
6
7
8
9
10
11
12
13
14
15
16
17
18
19
20
21
22
23
24




0
1
2
3
4
5
6
7
8
9
10
11
12
13
14
15
16
17
18
19
20
21
22
23
24

A large grid of dotted lines for writing, spanning the rest of the page. The grid is composed of small squares formed by dotted lines, providing a guide for handwriting practice. The grid covers the entire page area below the header and the vertical column of numbers.

0
1
2
3
4
5
6
7
8
9
10
11
12
13
14
15
16
17
18
19
20
21
22
23
24



0
1
2
3
4
5
6
7
8
9
10
11
12
13
14
15
16
17
18
19
20
21
22
23
24



This page features a large grid of dotted lines for writing. A vertical line runs down the center of the page. Horizontal lines are drawn across the grid at rows 7, 12, and 18. The grid is otherwise empty, providing space for notes or calculations.

0
1
2
3
4
5
6
7
8
9
10
11
12
13
14
15
16
17
18
19
20
21
22
23
24


The page features a large grid of dotted lines for writing. A vertical line is drawn at the first column of the grid, creating a narrow column on the left side. This column is aligned with the time labels (0-24) and is intended for writing the time of day. The rest of the grid is a wide area for writing notes or tasks.

.0
.1
.2
.3
.4
.5
.6
.7
.8
.9
.10
.11
.12
.13
.14
.15
.16
.17
.18
.19
.20
.21
.22
.23
.24

0
1
2
3
4
5
6
7
8
9
10
11
12
13
14
15
16
17
18
19
20
21
22
23
24

A large grid of dotted lines for writing, spanning the rest of the page. The grid is composed of small squares formed by dotted lines, providing a guide for handwriting practice. The grid covers the entire page area below the header and the left margin.


.0
.1
.2
.3
.4
.5
.6
.7
.8
.9
.10
.11
.12
.13
.14
.15
.16
.17
.18
.19
.20
.21
.22
.23
.24




0
1
2
3
4
5
6
7
8
9
10
11
12
13
14
15
16
17
18
19
20
21
22
23
24

The page contains a large grid of dotted lines for writing. A vertical line is drawn at the first column of the grid, creating a narrow column for time entries. The grid extends to the right edge of the page.

0
1
2
3
4
5
6
7
8
9
10
11
12
13
14
15
16
17
18
19
20
21
22
23
24




.0
.1
.2
.3
.4
.5
.6
.7
.8
.9
.10
.11
.12
.13
.14
.15
.16
.17
.18
.19
.20
.21
.22
.23
.24



0
1
2
3
4
5
6
7
8
9
10
11
12
13
14
15
16
17
18
19
20
21
22
23
24

A large grid of dotted lines for writing, with a vertical line separating the time column from the main grid. The grid is designed for a daily planner or journal, with the time column on the left and the main grid on the right. The time column is labeled with numbers from 0 to 24, representing hours. The main grid is a large area of dotted lines for writing.


0
1
2
3
4
5
6
7
8
9
10
11
12
13
14
15
16
17
18
19
20
21
22
23
24




0
1
2
3
4
5
6
7
8
9
10
11
12
13
14
15
16
17
18
19
20
21
22
23
24

A large grid of dotted lines for writing, spanning the rest of the page. The grid is composed of small squares formed by dotted lines, providing a guide for handwriting practice. The grid covers the entire page area below the header and to the right of the vertical line.


0
1
2
3
4
5
6
7
8
9
10
11
12
13
14
15
16
17
18
19
20
21
22
23
24



0
1
2
3
4
5
6
7
8
9
10
11
12
13
14
15
16
17
18
19
20
21
22
23
24



0
1
2
3
4
5
6
7
8
9
10
11
12
13
14
15
16
17
18
19
20
21
22
23
24



0
1
2
3
4
5
6
7
8
9
10
11
12
13
14
15
16
17
18
19
20
21
22
23
24

A large grid of dotted lines for writing, spanning the entire page below the header and to the right of the numbers. The grid is composed of small squares formed by dotted lines, providing a guide for handwriting practice.

.0
.1
.2
.3
.4
.5
.6
.7
.8
.9
.10
.11
.12
.13
.14
.15
.16
.17
.18
.19
.20
.21
.22
.23
.24

0
1
2
3
4
5
6
7
8
9
10
11
12
13
14
15
16
17
18
19
20
21
22
23
24

A large grid of dotted lines for writing, spanning the entire page area below the header and to the right of the time column. The grid is composed of small squares formed by dotted lines, providing a guide for handwriting practice.

.0
.1
.2
.3
.4
.5
.6
.7
.8
.9
.10
.11
.12
.13
.14
.15
.16
.17
.18
.19
.20
.21
.22
.23
.24

9

| 9

SAT

2023

0
1
2
3
4
5
6
7
8
9
10
11
12
13
14
15
16
17
18
19
20
21
22
23
24

0
1
2
3
4
5
6
7
8
9
10
11
12
13
14
15
16
17
18
19
20
21
22
23
24


The page features a large grid of dotted lines for writing. A vertical line is drawn between the time column and the rest of the grid. The time column is on the left, and the main grid is on the right. The grid is composed of small squares, with the time column being slightly wider than the other columns.

The page contains a large grid of dotted lines for writing. A vertical line is positioned on the left side, approximately one-third of the way across the page. Three horizontal lines are drawn across the page at rows 7, 12, and 18, dividing the grid into sections. The rows are numbered from 0 to 24 on the left side of the page.

0
1
2
3
4
5
6
7
8
9
10
11
12
13
14
15
16
17
18
19
20
21
22
23
24

The page contains a large grid of dotted lines for writing. A vertical line is drawn at the first column of the grid, creating a narrow column for time entries. The grid extends to the right edge of the page.

0
1
2
3
4
5
6
7
8
9
10
11
12
13
14
15
16
17
18
19
20
21
22
23
24




0
1
2
3
4
5
6
7
8
9
10
11
12
13
14
15
16
17
18
19
20
21
22
23
24

A large grid of dotted lines for writing, spanning the rest of the page. The grid is composed of small squares formed by dotted lines, providing a guide for handwriting practice. The grid covers the entire page area below the header and the vertical column of numbers.

This page contains a large grid of dotted lines for writing. A vertical line is positioned on the left side, approximately one-third of the way across the page. Three horizontal lines are drawn across the page at the 7th, 12th, and 18th rows from the top. The grid is otherwise empty, providing space for notes or calculations.


0
1
2
3
4
5
6
7
8
9
10
11
12
13
14
15
16
17
18
19
20
21
22
23
24



0
1
2
3
4
5
6
7
8
9
10
11
12
13
14
15
16
17
18
19
20
21
22
23
24

A large grid of dotted lines for writing, with a vertical line separating the time column from the main grid.


0
1
2
3
4
5
6
7
8
9
10
11
12
13
14
15
16
17
18
19
20
21
22
23
24




0
1
2
3
4
5
6
7
8
9
10
11
12
13
14
15
16
17
18
19
20
21
22
23
24


The page contains a large grid of dotted lines for writing. A vertical line is drawn at the first column of the grid, creating a narrow column on the left side. This column is aligned with the time labels (0-24) and is intended for writing the time of day. The rest of the grid is a wide area of dotted lines for taking notes or drawing.

.0
.1
.2
.3
.4
.5
.6
.7
.8
.9
.10
.11
.12
.13
.14
.15
.16
.17
.18
.19
.20
.21
.22
.23
.24





0
1
2
3
4
5
6
7
8
9
10
11
12
13
14
15
16
17
18
19
20
21
22
23
24




The page contains a large grid of dotted lines for writing. A vertical line is positioned on the left side, approximately one-third of the way across the page. Three horizontal lines are drawn across the grid at rows 7, 12, and 18, dividing the page into sections. The rows are numbered from 0 to 24 on the left side of the grid.


0
1
2
3
4
5
6
7
8
9
10
11
12
13
14
15
16
17
18
19
20
21
22
23
24

A large grid of dotted lines for writing, with a vertical line separating the time column from the main grid.


0
1
2
3
4
5
6
7
8
9
10
11
12
13
14
15
16
17
18
19
20
21
22
23
24




0
1
2
3
4
5
6
7
8
9
10
11
12
13
14
15
16
17
18
19
20
21
22
23
24



0
1
2
3
4
5
6
7
8
9
10
11
12
13
14
15
16
17
18
19
20
21
22
23
24



0
1
2
3
4
5
6
7
8
9
10
11
12
13
14
15
16
17
18
19
20
21
22
23
24



0
1
2
3
4
5
6
7
8
9
10
11
12
13
14
15
16
17
18
19
20
21
22
23
24


A large grid of dotted lines for writing, spanning the entire page below the header and to the right of the row numbers.

0
1
2
3
4
5
6
7
8
9
10
11
12
13
14
15
16
17
18
19
20
21
22
23
24

0
1
2
3
4
5
6
7
8
9
10
11
12
13
14
15
16
17
18
19
20
21
22
23
24

The page contains a large grid of dotted lines for writing, spanning the entire page area below the header and to the right of the time column. The grid is composed of small squares, with a vertical line separating the time column from the rest of the page.


0
1
2
3
4
5
6
7
8
9
10
11
12
13
14
15
16
17
18
19
20
21
22
23
24



0
1
2
3
4
5
6
7
8
9
10
11
12
13
14
15
16
17
18
19
20
21
22
23
24

A large grid of dotted lines for writing, with a vertical line separating the time column from the main grid. The grid is designed for daily planning or journaling.

0
1
2
3
4
5
6
7
8
9
10
11
12
13
14
15
16
17
18
19
20
21
22
23
24




10 | 10 TUE


2023

0
1
2
3
4
5
6
7
8
9
10
11
12
13
14
15
16
17
18
19
20
21
22
23
24

0
1
2
3
4
5
6
7
8
9
10
11
12
13
14
15
16
17
18
19
20
21
22
23
24



0
1
2
3
4
5
6
7
8
9
10
11
12
13
14
15
16
17
18
19
20
21
22
23
24




10 | 14 SAT

2023

0
1
2
3
4
5
6
7
8
9
10
11
12
13
14
15
16
17
18
19
20
21
22
23
24


0
1
2
3
4
5
6
7
8
9
10
11
12
13
14
15
16
17
18
19
20
21
22
23
24



0
1
2
3
4
5
6
7
8
9
10
11
12
13
14
15
16
17
18
19
20
21
22
23
24

The page contains a large grid of dotted lines for writing. A vertical line is drawn at the first column of the grid, creating a narrow column for time entries. The grid extends to the right edge of the page.

0
1
2
3
4
5
6
7
8
9
10
11
12
13
14
15
16
17
18
19
20
21
22
23
24



0
1
2
3
4
5
6
7
8
9
10
11
12
13
14
15
16
17
18
19
20
21
22
23
24

A large grid of dotted lines for writing, with a vertical line separating the time column from the main grid.


0
1
2
3
4
5
6
7
8
9
10
11
12
13
14
15
16
17
18
19
20
21
22
23
24

The main body of the page is a large grid of dotted lines, intended for writing. A vertical line is drawn at the first column of the grid, separating the header information from the writing area. The grid extends from the top of the page down to the bottom, and across most of the width.

0
1
2
3
4
5
6
7
8
9
10
11
12
13
14
15
16
17
18
19
20
21
22
23
24

The main body of the page is a large grid of dotted lines, intended for writing. A vertical line is drawn between the time column and the rest of the grid. The grid extends from the top header to the bottom of the page and across most of the width.

0
1
2
3
4
5
6
7
8
9
10
11
12
13
14
15
16
17
18
19
20
21
22
23
24




10 | 22 SUN


2023

0
1
2
3
4
5
6
7
8
9
10
11
12
13
14
15
16
17
18
19
20
21
22
23
24

0
1
2
3
4
5
6
7
8
9
10
11
12
13
14
15
16
17
18
19
20
21
22
23
24




0
1
2
3
4
5
6
7
8
9
10
11
12
13
14
15
16
17
18
19
20
21
22
23
24



0
1
2
3
4
5
6
7
8
9
10
11
12
13
14
15
16
17
18
19
20
21
22
23
24

The page contains a large grid of dotted lines for writing. A vertical line is drawn at the first column of the grid, creating a narrow column for time entries. The grid extends to the right edge of the page. The time column is labeled with numbers from 0 to 24, representing hours. The main grid area is empty, providing space for notes or activities.

0
1
2
3
4
5
6
7
8
9
10
11
12
13
14
15
16
17
18
19
20
21
22
23
24




10 | 28 SAT

2023

0
1
2
3
4
5
6
7
8
9
10
11
12
13
14
15
16
17
18
19
20
21
22
23
24


0
1
2
3
4
5
6
7
8
9
10
11
12
13
14
15
16
17
18
19
20
21
22
23
24



0
1
2
3
4
5
6
7
8
9
10
11
12
13
14
15
16
17
18
19
20
21
22
23
24


The page contains a large grid of dotted lines for writing. A vertical line is drawn at the first column of the grid, creating a narrow column for time entries. The grid extends to the right edge of the page.

0
1
2
3
4
5
6
7
8
9
10
11
12
13
14
15
16
17
18
19
20
21
22
23
24




0
1
2
3
4
5
6
7
8
9
10
11
12
13
14
15
16
17
18
19
20
21
22
23
24

0
1
2
3
4
5
6
7
8
9
10
11
12
13
14
15
16
17
18
19
20
21
22
23
24




0
1
2
3
4
5
6
7
8
9
10
11
12
13
14
15
16
17
18
19
20
21
22
23
24



0
1
2
3
4
5
6
7
8
9
10
11
12
13
14
15
16
17
18
19
20
21
22
23
24


The page features a large grid of dotted lines for writing. A vertical line is drawn at the first column of the grid, creating a narrow column for time entries. The grid extends across the rest of the page, providing space for notes and activities.

0
1
2
3
4
5
6
7
8
9
10
11
12
13
14
15
16
17
18
19
20
21
22
23
24



0
1
2
3
4
5
6
7
8
9
10
11
12
13
14
15
16
17
18
19
20
21
22
23
24


0
1
2
3
4
5
6
7
8
9
10
11
12
13
14
15
16
17
18
19
20
21
22
23
24




0
1
2
3
4
5
6
7
8
9
10
11
12
13
14
15
16
17
18
19
20
21
22
23
24

A large grid of dotted lines for writing, spanning the rest of the page. The grid is composed of small squares, with a vertical line separating the time column from the main writing area.

0
1
2
3
4
5
6
7
8
9
10
11
12
13
14
15
16
17
18
19
20
21
22
23
24




0
1
2
3
4
5
6
7
8
9
10
11
12
13
14
15
16
17
18
19
20
21
22
23
24



This page features a large grid of dotted lines for writing. A vertical line runs down the center of the page. Horizontal lines are drawn across the grid at rows 7, 12, and 18. The grid extends from row 0 to row 24.

0	
1	
2	
3	
4	
5	
6	
7	
8	
9	
10	
11	
12	
13	
14	
15	
16	
17	
18	
19	
20	
21	
22	
23	
24	

0
1
2
3
4
5
6
7
8
9
10
11
12
13
14
15
16
17
18
19
20
21
22
23
24




0
1
2
3
4
5
6
7
8
9
10
11
12
13
14
15
16
17
18
19
20
21
22
23
24


A large grid of dotted lines for writing, spanning the entire page area below the header and to the right of the time column. The grid is composed of small squares formed by dotted lines, providing a guide for handwriting practice.

This page contains a large grid of dotted lines for writing. A vertical line is positioned on the left side, approximately one-third of the way across the page. Three horizontal lines are drawn across the page at rows 7, 12, and 18, dividing the grid into sections. The grid extends from row 0 to row 24.


0
1
2
3
4
5
6
7
8
9
10
11
12
13
14
15
16
17
18
19
20
21
22
23
24




0
1
2
3
4
5
6
7
8
9
10
11
12
13
14
15
16
17
18
19
20
21
22
23
24



0
1
2
3
4
5
6
7
8
9
10
11
12
13
14
15
16
17
18
19
20
21
22
23
24




0
1
2
3
4
5
6
7
8
9
10
11
12
13
14
15
16
17
18
19
20
21
22
23
24



0
1
2
3
4
5
6
7
8
9
10
11
12
13
14
15
16
17
18
19
20
21
22
23
24

A large grid of dotted lines for writing, with a vertical line separating the time column from the main grid.

0
1
2
3
4
5
6
7
8
9
10
11
12
13
14
15
16
17
18
19
20
21
22
23
24



11 | 25 SAT

2023

0
1
2
3
4
5
6
7
8
9
10
11
12
13
14
15
16
17
18
19
20
21
22
23
24


The page contains a large grid of dotted lines for writing. A vertical line is drawn down the center of the page. Horizontal lines are drawn at intervals of 10 units, starting from the top and ending at the bottom. The numbers 0 through 24 are listed on the left side of the page, corresponding to the horizontal lines.

0	
1	
2	
3	
4	
5	
6	
7	
8	
9	
10	
11	
12	
13	
14	
15	
16	
17	
18	
19	
20	
21	
22	
23	
24	

0
1
2
3
4
5
6
7
8
9
10
11
12
13
14
15
16
17
18
19
20
21
22
23
24

The page features a large grid of dotted lines for writing. A vertical line is drawn at the first column of the grid, creating a narrow column for time entries. The grid extends to the right edge of the page, providing ample space for notes and tasks.


0
1
2
3
4
5
6
7
8
9
10
11
12
13
14
15
16
17
18
19
20
21
22
23
24




0
1
2
3
4
5
6
7
8
9
10
11
12
13
14
15
16
17
18
19
20
21
22
23
24

A large grid of dotted lines for writing, spanning the entire page area below the header and to the right of the numbers. The grid is composed of small squares formed by dotted lines, providing a guide for handwriting practice.

.0
.1
.2
.3
.4
.5
.6
.7
.8
.9
.10
.11
.12
.13
.14
.15
.16
.17
.18
.19
.20
.21
.22
.23
.24




0
1
2
3
4
5
6
7
8
9
10
11
12
13
14
15
16
17
18
19
20
21
22
23
24




0
1
2
3
4
5
6
7
8
9
10
11
12
13
14
15
16
17
18
19
20
21
22
23
24

A large grid of dotted lines for writing, with a vertical line separating the time column from the main grid. The grid is intended for daily planning or journaling.

0
1
2
3
4
5
6
7
8
9
10
11
12
13
14
15
16
17
18
19
20
21
22
23
24




0
1
2
3
4
5
6
7
8
9
10
11
12
13
14
15
16
17
18
19
20
21
22
23
24




0
1
2
3
4
5
6
7
8
9
10
11
12
13
14
15
16
17
18
19
20
21
22
23
24

The page contains a large grid of dotted lines for writing. A vertical line is drawn between the time column (rows 0-24) and the rest of the page. The grid is composed of small squares, with the time column being slightly wider than the other columns.


0
1
2
3
4
5
6
7
8
9
10
11
12
13
14
15
16
17
18
19
20
21
22
23
24



0
1
2
3
4
5
6
7
8
9
10
11
12
13
14
15
16
17
18
19
20
21
22
23
24




0
1
2
3
4
5
6
7
8
9
10
11
12
13
14
15
16
17
18
19
20
21
22
23
24



0
1
2
3
4
5
6
7
8
9
10
11
12
13
14
15
16
17
18
19
20
21
22
23
24

A large grid of dotted lines for writing, spanning the entire page area below the header and to the right of the row numbers. The grid is composed of small squares formed by dotted lines, providing a guide for handwriting practice.


0
1
2
3
4
5
6
7
8
9
10
11
12
13
14
15
16
17
18
19
20
21
22
23
24




0
1
2
3
4
5
6
7
8
9
10
11
12
13
14
15
16
17
18
19
20
21
22
23
24

The page contains a large grid of dotted lines for writing. A vertical line is drawn at the first column of the grid, creating a narrow column for time entries. The grid extends to the right edge of the page. The time column is labeled with numbers from 0 to 24, representing hours. The main grid area is empty, providing space for notes or tasks.


0
1
2
3
4
5
6
7
8
9
10
11
12
13
14
15
16
17
18
19
20
21
22
23
24



0
1
2
3
4
5
6
7
8
9
10
11
12
13
14
15
16
17
18
19
20
21
22
23
24




0
1
2
3
4
5
6
7
8
9
10
11
12
13
14
15
16
17
18
19
20
21
22
23
24



0
1
2
3
4
5
6
7
8
9
10
11
12
13
14
15
16
17
18
19
20
21
22
23
24

The page contains a large grid of dotted lines for writing. A vertical line is drawn at the first column of the grid, creating a narrow column on the left side. This column is aligned with the time labels (0-24) and is intended for writing the time of day. The rest of the grid is a wide area of dotted lines for taking notes or recording activities.

0
1
2
3
4
5
6
7
8
9
10
11
12
13
14
15
16
17
18
19
20
21
22
23
24



12 | 23 SAT


2023

0
1
2
3
4
5
6
7
8
9
10
11
12
13
14
15
16
17
18
19
20
21
22
23
24

0
1
2
3
4
5
6
7
8
9
10
11
12
13
14
15
16
17
18
19
20
21
22
23
24

The page contains a large grid of dotted lines for writing. A vertical line is drawn at the first column of the grid, creating a narrow column for time entries. The grid extends to the right and bottom of the page, providing ample space for notes and tasks.


.0
.1
.2
.3
.4
.5
.6
.7
.8
.9
.10
.11
.12
.13
.14
.15
.16
.17
.18
.19
.20
.21
.22
.23
.24




0
1
2
3
4
5
6
7
8
9
10
11
12
13
14
15
16
17
18
19
20
21
22
23
24

A large grid of dotted lines for writing, spanning the entire page area below the header and to the right of the time column. The grid is composed of small squares formed by dotted lines, providing a guide for handwriting practice.


0
1
2
3
4
5
6
7
8
9
10
11
12
13
14
15
16
17
18
19
20
21
22
23
24




0
1
2
3
4
5
6
7
8
9
10
11
12
13
14
15
16
17
18
19
20
21
22
23
24




0
1
2
3
4
5
6
7
8
9
10
11
12
13
14
15
16
17
18
19
20
21
22
23
24



0
1
2
3
4
5
6
7
8
9
10
11
12
13
14
15
16
17
18
19
20
21
22
23
24



0
1
2
3
4
5
6
7
8
9
10
11
12
13
14
15
16
17
18
19
20
21
22
23
24



0
1
2
3
4
5
6
7
8
9
10
11
12
13
14
15
16
17
18
19
20
21
22
23
24


The page contains a large grid of dotted lines for writing, organized into a table with 24 rows and 10 columns. The rows are numbered 0 through 24 on the left side. The grid is intended for daily planning or journaling.

0
1
2
3
4
5
6
7
8
9
10
11
12
13
14
15
16
17
18
19
20
21
22
23
24

0
1
2
3
4
5
6
7
8
9
10
11
12
13
14
15
16
17
18
19
20
21
22
23
24


A large grid of dotted lines for writing, with a vertical line separating the header area from the main grid. The grid is composed of small squares, with a vertical line on the left side and a horizontal line at the top. The header area is shaded pink and contains the text '1 | 6 SAT' and '2024'. The grid is intended for writing a response to a question.

0
1
2
3
4
5
6
7
8
9
10
11
12
13
14
15
16
17
18
19
20
21
22
23
24




0
1
2
3
4
5
6
7
8
9
10
11
12
13
14
15
16
17
18
19
20
21
22
23
24

0
1
2
3
4
5
6
7
8
9
10
11
12
13
14
15
16
17
18
19
20
21
22
23
24




0
1
2
3
4
5
6
7
8
9
10
11
12
13
14
15
16
17
18
19
20
21
22
23
24


The page features a large grid of dotted lines for writing. A vertical line is positioned to the right of the header, and a horizontal line is positioned below the header. The grid extends from the top of the page to the bottom, and from the vertical line to the right edge of the page. The grid is composed of small squares, with the vertical line and horizontal line creating a header area and a main writing area.



0
1
2
3
4
5
6
7
8
9
10
11
12
13
14
15
16
17
18
19
20
21
22
23
24




0
1
2
3
4
5
6
7
8
9
10
11
12
13
14
15
16
17
18
19
20
21
22
23
24




0
1
2
3
4
5
6
7
8
9
10
11
12
13
14
15
16
17
18
19
20
21
22
23
24

A large grid of dotted lines for writing, spanning the rest of the page. The grid is composed of small squares formed by dotted lines, providing a guide for handwriting practice. The grid covers the entire page area below the header and to the right of the vertical column of numbers.


0
1
2
3
4
5
6
7
8
9
10
11
12
13
14
15
16
17
18
19
20
21
22
23
24



0
1
2
3
4
5
6
7
8
9
10
11
12
13
14
15
16
17
18
19
20
21
22
23
24




0
1
2
3
4
5
6
7
8
9
10
11
12
13
14
15
16
17
18
19
20
21
22
23
24



0
1
2
3
4
5
6
7
8
9
10
11
12
13
14
15
16
17
18
19
20
21
22
23
24

The page contains a large grid of dotted lines for writing. A vertical line is drawn at the first column of the grid, creating a narrow column on the left side. This column is aligned with the time labels (0-24) and is intended for writing the time of day. The rest of the grid is a wide area of dotted lines for taking notes or recording activities.


0
1
2
3
4
5
6
7
8
9
10
11
12
13
14
15
16
17
18
19
20
21
22
23
24



0
1
2
3
4
5
6
7
8
9
10
11
12
13
14
15
16
17
18
19
20
21
22
23
24

A large grid of dotted lines for writing, spanning the rest of the page. The grid is composed of small squares formed by dotted lines, providing a guide for handwriting practice. The grid covers the entire page area below the header and to the right of the vertical line.


0
1
2
3
4
5
6
7
8
9
10
11
12
13
14
15
16
17
18
19
20
21
22
23
24




0
1
2
3
4
5
6
7
8
9
10
11
12
13
14
15
16
17
18
19
20
21
22
23
24

The page features a large grid of dotted lines for writing. A vertical line is drawn at the first column of the grid, creating a narrow column for time entries. The grid extends to the right edge of the page, providing ample space for notes and tasks.

0
1
2
3
4
5
6
7
8
9
10
11
12
13
14
15
16
17
18
19
20
21
22
23
24



0
1
2
3
4
5
6
7
8
9
10
11
12
13
14
15
16
17
18
19
20
21
22
23
24




0
1
2
3
4
5
6
7
8
9
10
11
12
13
14
15
16
17
18
19
20
21
22
23
24


A large grid of dotted lines for writing, spanning the entire page area below the header and to the right of the time column. The grid is composed of small squares formed by dotted lines, providing a guide for handwriting practice.

This page features a large grid of dotted lines for writing. A vertical line is positioned on the left side, approximately one-third of the way across the page. Three horizontal lines are drawn across the grid at rows 7, 12, and 18, creating distinct sections. The grid extends from row 0 to row 24.


0
1
2
3
4
5
6
7
8
9
10
11
12
13
14
15
16
17
18
19
20
21
22
23
24




0
1
2
3
4
5
6
7
8
9
10
11
12
13
14
15
16
17
18
19
20
21
22
23
24



0
1
2
3
4
5
6
7
8
9
10
11
12
13
14
15
16
17
18
19
20
21
22
23
24




0
1
2
3
4
5
6
7
8
9
10
11
12
13
14
15
16
17
18
19
20
21
22
23
24



0
1
2
3
4
5
6
7
8
9
10
11
12
13
14
15
16
17
18
19
20
21
22
23
24

The page features a large grid of dotted lines for writing, spanning the entire page below the header and to the right of the time column. The grid is composed of small squares, with a vertical line separating the time column from the rest of the page.

0
1
2
3
4
5
6
7
8
9
10
11
12
13
14
15
16
17
18
19
20
21
22
23
24




2 | 9

FRI

2024

0
1
2
3
4
5
6
7
8
9
10
11
12
13
14
15
16
17
18
19
20
21
22
23
24




0
1
2
3
4
5
6
7
8
9
10
11
12
13
14
15
16
17
18
19
20
21
22
23
24

The page features a large grid of dotted lines for writing. A vertical line is drawn between the time column and the rest of the grid. The time column is on the left, and the main grid is on the right. The grid is composed of small squares, with the time column being slightly wider than the other columns.

The page contains a large grid of dotted lines for writing. A vertical line runs down the center of the page. Horizontal lines are drawn across the grid at rows 7, 12, and 18. The grid extends from row 0 to row 24.


0
1
2
3
4
5
6
7
8
9
10
11
12
13
14
15
16
17
18
19
20
21
22
23
24




0
1
2
3
4
5
6
7
8
9
10
11
12
13
14
15
16
17
18
19
20
21
22
23
24

A large grid of dotted lines for writing, spanning the entire page below the header and to the right of the time column. The grid is composed of small squares formed by dotted lines, providing a guide for handwriting practice.


0
1
2
3
4
5
6
7
8
9
10
11
12
13
14
15
16
17
18
19
20
21
22
23
24





0
1
2
3
4
5
6
7
8
9
10
11
12
13
14
15
16
17
18
19
20
21
22
23
24

0
1
2
3
4
5
6
7
8
9
10
11
12
13
14
15
16
17
18
19
20
21
22
23
24




0
1
2
3
4
5
6
7
8
9
10
11
12
13
14
15
16
17
18
19
20
21
22
23
24

The page features a large grid of dotted lines for writing. A vertical line is drawn at the first column of the grid, creating a narrow column for time entries. The grid extends to the right edge of the page. The time column is labeled with numbers from 0 to 24, representing hours of the day.

0	
1	
2	
3	
4	
5	
6	
7	
8	
9	
10	
11	
12	
13	
14	
15	
16	
17	
18	
19	
20	
21	
22	
23	
24	


.0
.1
.2
.3
.4
.5
.6
.7
.8
.9
.10
.11
.12
.13
.14
.15
.16
.17
.18
.19
.20
.21
.22
.23
.24




0
1
2
3
4
5
6
7
8
9
10
11
12
13
14
15
16
17
18
19
20
21
22
23
24

A large grid of dotted lines for writing, with a vertical line separating the time column from the main grid.

0
1
2
3
4
5
6
7
8
9
10
11
12
13
14
15
16
17
18
19
20
21
22
23
24



0
1
2
3
4
5
6
7
8
9
10
11
12
13
14
15
16
17
18
19
20
21
22
23
24




0
1
2
3
4
5
6
7
8
9
10
11
12
13
14
15
16
17
18
19
20
21
22
23
24

A large grid of dotted lines for writing, spanning the rest of the page. The grid is composed of small squares formed by dotted lines, providing a guide for handwriting practice. The grid covers the entire page area below the header and the time column.

The page contains a large grid of dotted lines for writing. A vertical line is positioned on the left side, approximately one-third of the way across the page. Three horizontal lines are drawn across the page at rows 7, 12, and 18, dividing the grid into sections. The rows are numbered from 0 to 24 on the left side of the page.

0
1
2
3
4
5
6
7
8
9
10
11
12
13
14
15
16
17
18
19
20
21
22
23
24



The page contains a large grid of dotted lines for writing. A vertical line is drawn after the second column of the grid. The grid is 24 rows high, with row numbers 0 through 24 listed on the left side. The header area is shaded pink and contains the text '3 | 2 SAT' and '2024'.

0	
1	
2	
3	
4	
5	
6	
7	
8	
9	
10	
11	
12	
13	
14	
15	
16	
17	
18	
19	
20	
21	
22	
23	
24	


.0
.1
.2
.3
.4
.5
.6
.7
.8
.9
.10
.11
.12
.13
.14
.15
.16
.17
.18
.19
.20
.21
.22
.23
.24

0	
1	
2	
3	
4	
5	
6	
7	
8	
9	
10	
11	
12	
13	
14	
15	
16	
17	
18	
19	
20	
21	
22	
23	
24	

0
1
2
3
4
5
6
7
8
9
10
11
12
13
14
15
16
17
18
19
20
21
22
23
24

The page features a large grid of dotted lines for writing. A vertical line is positioned approximately one-third of the way from the left edge, separating the header information from the main grid. The grid extends from the top header to the bottom of the page and across most of the width.

0
1
2
3
4
5
6
7
8
9
10
11
12
13
14
15
16
17
18
19
20
21
22
23
24




0
1
2
3
4
5
6
7
8
9
10
11
12
13
14
15
16
17
18
19
20
21
22
23
24

A large grid of dotted lines for writing, with a vertical line separating the time column from the main grid.


0
1
2
3
4
5
6
7
8
9
10
11
12
13
14
15
16
17
18
19
20
21
22
23
24

A large grid of dotted lines for writing, with a vertical line separating the time column from the main grid. The grid is intended for scheduling or planning activities throughout the day.


0
1
2
3
4
5
6
7
8
9
10
11
12
13
14
15
16
17
18
19
20
21
22
23
24




0
1
2
3
4
5
6
7
8
9
10
11
12
13
14
15
16
17
18
19
20
21
22
23
24



0
1
2
3
4
5
6
7
8
9
10
11
12
13
14
15
16
17
18
19
20
21
22
23
24



0
1
2
3
4
5
6
7
8
9
10
11
12
13
14
15
16
17
18
19
20
21
22
23
24



0
1
2
3
4
5
6
7
8
9
10
11
12
13
14
15
16
17
18
19
20
21
22
23
24


The page contains a large grid of dotted lines for writing. A vertical line is drawn at the first column of the grid, creating a narrow column for time entries. The grid extends to the right edge of the page. The time column is labeled with numbers from 0 to 24, representing hours. The main grid area is empty, providing space for notes or tasks.


0	
1	
2	
3	
4	
5	
6	
7	
8	
9	
10	
11	
12	
13	
14	
15	
16	
17	
18	
19	
20	
21	
22	
23	
24	

0
1
2
3
4
5
6
7
8
9
10
11
12
13
14
15
16
17
18
19
20
21
22
23
24


A large grid of dotted lines for writing, with a vertical line separating the time column from the main grid. The grid is intended for scheduling or planning activities throughout the day.

.0
.1
.2
.3
.4
.5
.6
.7
.8
.9
.10
.11
.12
.13
.14
.15
.16
.17
.18
.19
.20
.21
.22
.23
.24






0
1
2
3
4
5
6
7
8
9
10
11
12
13
14
15
16
17
18
19
20
21
22
23
24




0
1
2
3
4
5
6
7
8
9
10
11
12
13
14
15
16
17
18
19
20
21
22
23
24




0
1
2
3
4
5
6
7
8
9
10
11
12
13
14
15
16
17
18
19
20
21
22
23
24

A large grid of dotted lines for writing, spanning the rest of the page. The grid is composed of small squares formed by dotted lines, providing a guide for handwriting practice. The grid covers the entire page area below the header and the time labels on the left.

0
1
2
3
4
5
6
7
8
9
10
11
12
13
14
15
16
17
18
19
20
21
22
23
24





0
1
2
3
4
5
6
7
8
9
10
11
12
13
14
15
16
17
18
19
20
21
22
23
24

0
1
2
3
4
5
6
7
8
9
10
11
12
13
14
15
16
17
18
19
20
21
22
23
24

