


0  
1  
2  
3  
4  
5  
6  
7  
8  
9  
10  
11  
12  
13  
14  
15  
16  
17  
18  
19  
20  
21  
22  
23  
24

The page features a large grid of dotted lines for writing. A vertical line is drawn between the time column and the rest of the page. The time column is on the left, and the main grid is on the right. The grid is composed of small squares, with the vertical line separating the time column from the rest of the page.

0  
1  
2  
3  
4  
5  
6  
7  
8  
9  
10  
11  
12  
13  
14  
15  
16  
17  
18  
19  
20  
21  
22  
23  
24




0  
1  
2  
3  
4  
5  
6  
7  
8  
9  
10  
11  
12  
13  
14  
15  
16  
17  
18  
19  
20  
21  
22  
23  
24

A large grid of dotted lines for writing, spanning the rest of the page. The grid is composed of small squares formed by dotted lines, providing a guide for handwriting practice. The grid covers the entire page area below the header and to the right of the vertical line.

The page contains a large grid of dotted lines for writing. A vertical line is positioned on the left side, approximately one-third of the way across the page. Three horizontal lines are drawn across the grid at rows 7, 12, and 18, creating a structure similar to a ledger or a notebook page. The grid extends from row 0 to row 24.



0  
1  
2  
3  
4  
5  
6  
7  
8  
9  
10  
11  
12  
13  
14  
15  
16  
17  
18  
19  
20  
21  
22  
23  
24



0  
1  
2  
3  
4  
5  
6  
7  
8  
9  
10  
11  
12  
13  
14  
15  
16  
17  
18  
19  
20  
21  
22  
23  
24

A large grid of dotted lines for writing, with a vertical line separating the header from the main area. The grid is composed of small squares, with a vertical line on the left side and a horizontal line at the top. The grid is intended for writing notes or answers.

0  
1  
2  
3  
4  
5  
6  
7  
8  
9  
10  
11  
12  
13  
14  
15  
16  
17  
18  
19  
20  
21  
22  
23  
24


The page features a large grid of dotted lines for writing. A solid vertical line is positioned approximately one-third of the way across the page, creating a narrow column on the left for time entries. The grid extends to the right edge of the page and covers the majority of the vertical space, starting from the top header and ending at the bottom of the page.



0  
1  
2  
3  
4  
5  
6  
7  
8  
9  
10  
11  
12  
13  
14  
15  
16  
17  
18  
19  
20  
21  
22  
23  
24

The page contains a large grid of dotted lines for writing. A vertical line is drawn at the first dotted column after the header. The grid extends to the right edge of the page. The rows are numbered from 0 to 24 on the left side.


0  
1  
2  
3  
4  
5  
6  
7  
8  
9  
10  
11  
12  
13  
14  
15  
16  
17  
18  
19  
20  
21  
22  
23  
24



0  
1  
2  
3  
4  
5  
6  
7  
8  
9  
10  
11  
12  
13  
14  
15  
16  
17  
18  
19  
20  
21  
22  
23  
24


A large grid of dotted lines for writing, spanning the entire page area below the header and to the right of the time labels. The grid is composed of small squares formed by dotted lines, providing a guide for handwriting practice.

0  
1  
2  
3  
4  
5  
6  
7  
8  
9  
10  
11  
12  
13  
14  
15  
16  
17  
18  
19  
20  
21  
22  
23  
24



0  
1  
2  
3  
4  
5  
6  
7  
8  
9  
10  
11  
12  
13  
14  
15  
16  
17  
18  
19  
20  
21  
22  
23  
24

A large grid of dotted lines for writing, with a vertical line separating the time column from the main writing area. The grid covers the entire page below the header and to the right of the time column.




1 | 15 SUN

2023

0  
1  
2  
3  
4  
5  
6  
7  
8  
9  
10  
11  
12  
13  
14  
15  
16  
17  
18  
19  
20  
21  
22  
23  
24


0  
1  
2  
3  
4  
5  
6  
7  
8  
9  
10  
11  
12  
13  
14  
15  
16  
17  
18  
19  
20  
21  
22  
23  
24





0  
1  
2  
3  
4  
5  
6  
7  
8  
9  
10  
11  
12  
13  
14  
15  
16  
17  
18  
19  
20  
21  
22  
23  
24


0  
1  
2  
3  
4  
5  
6  
7  
8  
9  
10  
11  
12  
13  
14  
15  
16  
17  
18  
19  
20  
21  
22  
23  
24




0  
1  
2  
3  
4  
5  
6  
7  
8  
9  
10  
11  
12  
13  
14  
15  
16  
17  
18  
19  
20  
21  
22  
23  
24

A large grid of dotted lines for writing, spanning the entire page area below the header and to the right of the time column. The grid is composed of small squares formed by dotted lines, providing a guide for handwriting practice.

0  
1  
2  
3  
4  
5  
6  
7  
8  
9  
10  
11  
12  
13  
14  
15  
16  
17  
18  
19  
20  
21  
22  
23  
24




0  
1  
2  
3  
4  
5  
6  
7  
8  
9  
10  
11  
12  
13  
14  
15  
16  
17  
18  
19  
20  
21  
22  
23  
24



This page features a large grid of dotted lines for writing. A vertical line runs down the center of the page. Horizontal lines are drawn across the grid at rows 7, 12, and 18. The grid is otherwise empty, providing space for notes or calculations.

This is a grid for a calendar page. The leftmost column contains numbers from 0 to 24, representing hours of the day. The rest of the page is a large grid for notes, with a vertical line separating the numbers from the grid area. The grid is composed of small squares, with a larger square at the top right, likely for a date or day label.

0  
1  
2  
3  
4  
5  
6  
7  
8  
9  
10  
11  
12  
13  
14  
15  
16  
17  
18  
19  
20  
21  
22  
23  
24






0  
1  
2  
3  
4  
5  
6  
7  
8  
9  
10  
11  
12  
13  
14  
15  
16  
17  
18  
19  
20  
21  
22  
23  
24

A large grid of dotted lines for writing, spanning the entire page area below the header and to the right of the time labels. The grid is composed of small squares formed by dotted lines, providing a guide for handwriting practice.


0  
1  
2  
3  
4  
5  
6  
7  
8  
9  
10  
11  
12  
13  
14  
15  
16  
17  
18  
19  
20  
21  
22  
23  
24



0  
1  
2  
3  
4  
5  
6  
7  
8  
9  
10  
11  
12  
13  
14  
15  
16  
17  
18  
19  
20  
21  
22  
23  
24


The page contains a large grid of dotted lines for writing. A vertical line is drawn at the first column of the grid, creating a narrow column for time. The time column is labeled with numbers from 0 to 24. The rest of the page is a wide grid of dotted lines.

0  
1  
2  
3  
4  
5  
6  
7  
8  
9  
10  
11  
12  
13  
14  
15  
16  
17  
18  
19  
20  
21  
22  
23  
24





0  
1  
2  
3  
4  
5  
6  
7  
8  
9  
10  
11  
12  
13  
14  
15  
16  
17  
18  
19  
20  
21  
22  
23  
24



0  
1  
2  
3  
4  
5  
6  
7  
8  
9  
10  
11  
12  
13  
14  
15  
16  
17  
18  
19  
20  
21  
22  
23  
24


A large grid of dotted lines for writing, spanning the rest of the page. The grid is composed of small squares formed by dotted lines, providing a guide for handwriting practice. The grid covers the entire page area below the header and the time labels on the left.

The page contains a large grid of dotted lines for writing. A vertical line is positioned on the left side, approximately one-third of the way across the page. Three horizontal lines are drawn across the grid at rows 7, 12, and 18, creating sections for writing. The grid extends from row 0 to row 24.







0  
1  
2  
3  
4  
5  
6  
7  
8  
9  
10  
11  
12  
13  
14  
15  
16  
17  
18  
19  
20  
21  
22  
23  
24



0  
1  
2  
3  
4  
5  
6  
7  
8  
9  
10  
11  
12  
13  
14  
15  
16  
17  
18  
19  
20  
21  
22  
23  
24




0  
1  
2  
3  
4  
5  
6  
7  
8  
9  
10  
11  
12  
13  
14  
15  
16  
17  
18  
19  
20  
21  
22  
23  
24



0  
1  
2  
3  
4  
5  
6  
7  
8  
9  
10  
11  
12  
13  
14  
15  
16  
17  
18  
19  
20  
21  
22  
23  
24

A large grid of dotted lines for writing, spanning the entire page area below the header and to the right of the time column. The grid is composed of small squares formed by dotted lines, providing a guide for handwriting practice.

0  
1  
2  
3  
4  
5  
6  
7  
8  
9  
10  
11  
12  
13  
14  
15  
16  
17  
18  
19  
20  
21  
22  
23  
24



0  
1  
2  
3  
4  
5  
6  
7  
8  
9  
10  
11  
12  
13  
14  
15  
16  
17  
18  
19  
20  
21  
22  
23  
24


A large grid of dotted lines for writing or drawing, spanning the entire page below the header and to the right of the row numbers.

0  
1  
2  
3  
4  
5  
6  
7  
8  
9  
10  
11  
12  
13  
14  
15  
16  
17  
18  
19  
20  
21  
22  
23  
24







0  
1  
2  
3  
4  
5  
6  
7  
8  
9  
10  
11  
12  
13  
14  
15  
16  
17  
18  
19  
20  
21  
22  
23  
24



0  
1  
2  
3  
4  
5  
6  
7  
8  
9  
10  
11  
12  
13  
14  
15  
16  
17  
18  
19  
20  
21  
22  
23  
24




0  
1  
2  
3  
4  
5  
6  
7  
8  
9  
10  
11  
12  
13  
14  
15  
16  
17  
18  
19  
20  
21  
22  
23  
24



0  
1  
2  
3  
4  
5  
6  
7  
8  
9  
10  
11  
12  
13  
14  
15  
16  
17  
18  
19  
20  
21  
22  
23  
24


0  
1  
2  
3  
4  
5  
6  
7  
8  
9  
10  
11  
12  
13  
14  
15  
16  
17  
18  
19  
20  
21  
22  
23  
24



0  
1  
2  
3  
4  
5  
6  
7  
8  
9  
10  
11  
12  
13  
14  
15  
16  
17  
18  
19  
20  
21  
22  
23  
24


A large grid of dotted lines for writing, spanning the entire page below the header and to the right of the time column. The grid is composed of small squares formed by dotted lines, providing a guide for handwriting practice.

0  
1  
2  
3  
4  
5  
6  
7  
8  
9  
10  
11  
12  
13  
14  
15  
16  
17  
18  
19  
20  
21  
22  
23  
24





0  
1  
2  
3  
4  
5  
6  
7  
8  
9  
10  
11  
12  
13  
14  
15  
16  
17  
18  
19  
20  
21  
22  
23  
24





0  
1  
2  
3  
4  
5  
6  
7  
8  
9  
10  
11  
12  
13  
14  
15  
16  
17  
18  
19  
20  
21  
22  
23  
24


A large grid of dotted lines for writing, spanning the rest of the page. The grid is composed of small squares formed by dotted lines, providing a guide for handwriting practice. The grid covers the entire page area below the header and the vertical column of numbers.

This page features a large grid of dotted lines for writing. A vertical line is positioned on the left side, approximately one-third of the way across the page. Three horizontal lines are drawn across the page at rows 7, 12, and 18, creating three distinct sections for writing. The grid extends from row 0 to row 24.

0  
1  
2  
3  
4  
5  
6  
7  
8  
9  
10  
11  
12  
13  
14  
15  
16  
17  
18  
19  
20  
21  
22  
23  
24


A large grid of dotted lines for writing, with a vertical line separating the time column from the main grid. The grid is intended for scheduling or planning activities throughout the day.

0  
1  
2  
3  
4  
5  
6  
7  
8  
9  
10  
11  
12  
13  
14  
15  
16  
17  
18  
19  
20  
21  
22  
23  
24




0  
1  
2  
3  
4  
5  
6  
7  
8  
9  
10  
11  
12  
13  
14  
15  
16  
17  
18  
19  
20  
21  
22  
23  
24

A large grid of dotted lines for writing, spanning the entire page area below the header and to the right of the time column. The grid is composed of small squares formed by dotted lines, providing a guide for handwriting practice.






0  
1  
2  
3  
4  
5  
6  
7  
8  
9  
10  
11  
12  
13  
14  
15  
16  
17  
18  
19  
20  
21  
22  
23  
24



0  
1  
2  
3  
4  
5  
6  
7  
8  
9  
10  
11  
12  
13  
14  
15  
16  
17  
18  
19  
20  
21  
22  
23  
24




0  
1  
2  
3  
4  
5  
6  
7  
8  
9  
10  
11  
12  
13  
14  
15  
16  
17  
18  
19  
20  
21  
22  
23  
24

The page contains a large grid of dotted lines for writing. A vertical line is positioned on the left side of the grid. Horizontal lines are drawn across the grid at rows 7, 12, and 18. The grid extends from row 0 to row 24.



0  
1  
2  
3  
4  
5  
6  
7  
8  
9  
10  
11  
12  
13  
14  
15  
16  
17  
18  
19  
20  
21  
22  
23  
24



0  
1  
2  
3  
4  
5  
6  
7  
8  
9  
10  
11  
12  
13  
14  
15  
16  
17  
18  
19  
20  
21  
22  
23  
24

A large grid of dotted lines for writing, with a vertical line separating the header area from the main grid. The grid is composed of small squares, with a vertical line on the left side and a horizontal line at the top. The header area is shaded and contains the text '3 | 4 SAT' and '2023'. The main grid is a large area of dotted lines for writing.

This page features a large grid of dotted lines for writing. A vertical line is drawn down the center of the page. Horizontal lines are drawn at intervals of 1 unit, labeled from 0 to 24 on the left side. The grid is intended for writing practice or as a template for a calendar page.



0  
1  
2  
3  
4  
5  
6  
7  
8  
9  
10  
11  
12  
13  
14  
15  
16  
17  
18  
19  
20  
21  
22  
23  
24

A large grid of dotted lines for writing, with a vertical line separating the time column from the main grid. The grid is intended for scheduling or planning activities throughout the day.

The page contains a large grid of dotted lines for writing. A vertical line is positioned on the left side, approximately one-third of the way across the page. Three horizontal lines are drawn across the page at rows 7, 12, and 18, creating three distinct sections for writing. The grid extends from row 0 to row 24.

0  
1  
2  
3  
4  
5  
6  
7  
8  
9  
10  
11  
12  
13  
14  
15  
16  
17  
18  
19  
20  
21  
22  
23  
24


A large grid of dotted lines for writing, spanning the entire page below the header and to the right of the time column. The grid is composed of small squares formed by dotted lines, providing a guide for handwriting practice.

The page contains a large grid of dotted lines for writing. A vertical line is positioned on the left side of the grid. Three horizontal lines are drawn across the grid at rows 7, 12, and 18. The grid extends from row 0 to row 24.

0  
1  
2  
3  
4  
5  
6  
7  
8  
9  
10  
11  
12  
13  
14  
15  
16  
17  
18  
19  
20  
21  
22  
23  
24

The page contains a large grid of dotted lines for writing. A vertical line is drawn at the first column of the grid, creating a narrow column for time entries. The grid extends to the right and bottom of the page, providing ample space for notes and tasks.


0  
1  
2  
3  
4  
5  
6  
7  
8  
9  
10  
11  
12  
13  
14  
15  
16  
17  
18  
19  
20  
21  
22  
23  
24



0  
1  
2  
3  
4  
5  
6  
7  
8  
9  
10  
11  
12  
13  
14  
15  
16  
17  
18  
19  
20  
21  
22  
23  
24

The page features a large grid of dotted lines for writing. A vertical line is drawn at the first dotted column after the time column. The grid extends to the right edge of the page. The time column on the left is labeled with numbers from 0 to 24 in increments of 1.

0  
1  
2  
3  
4  
5  
6  
7  
8  
9  
10  
11  
12  
13  
14  
15  
16  
17  
18  
19  
20  
21  
22  
23  
24






0  
1  
2  
3  
4  
5  
6  
7  
8  
9  
10  
11  
12  
13  
14  
15  
16  
17  
18  
19  
20  
21  
22  
23  
24


The page contains a large grid of dotted lines for writing. A vertical line is drawn at the first column of the grid, creating a narrow column on the left side. This column is used for writing the time of day, with numbers 0 through 24 listed vertically. The rest of the page is a wide grid of dotted lines for taking notes.

0  
1  
2  
3  
4  
5  
6  
7  
8  
9  
10  
11  
12  
13  
14  
15  
16  
17  
18  
19  
20  
21  
22  
23  
24







0  
1  
2  
3  
4  
5  
6  
7  
8  
9  
10  
11  
12  
13  
14  
15  
16  
17  
18  
19  
20  
21  
22  
23  
24



0  
1  
2  
3  
4  
5  
6  
7  
8  
9  
10  
11  
12  
13  
14  
15  
16  
17  
18  
19  
20  
21  
22  
23  
24




0  
1  
2  
3  
4  
5  
6  
7  
8  
9  
10  
11  
12  
13  
14  
15  
16  
17  
18  
19  
20  
21  
22  
23  
24





0  
1  
2  
3  
4  
5  
6  
7  
8  
9  
10  
11  
12  
13  
14  
15  
16  
17  
18  
19  
20  
21  
22  
23  
24






0  
1  
2  
3  
4  
5  
6  
7  
8  
9  
10  
11  
12  
13  
14  
15  
16  
17  
18  
19  
20  
21  
22  
23  
24

A large grid of dotted lines for writing, spanning the entire page below the header and to the right of the time column. The grid is composed of small squares formed by dotted lines, providing a guide for handwriting practice.


.0  
.1  
.2  
.3  
.4  
.5  
.6  
.7  
.8  
.9  
.10  
.11  
.12  
.13  
.14  
.15  
.16  
.17  
.18  
.19  
.20  
.21  
.22  
.23  
.24




0  
1  
2  
3  
4  
5  
6  
7  
8  
9  
10  
11  
12  
13  
14  
15  
16  
17  
18  
19  
20  
21  
22  
23  
24

The page contains a large grid of dotted lines for writing. A vertical line is drawn at the first column of the grid, creating a narrow column for time. The grid extends to the right edge of the page. The time column is labeled with numbers from 0 to 24, representing hours. The main grid area is empty, providing space for notes or activities.


0  
1  
2  
3  
4  
5  
6  
7  
8  
9  
10  
11  
12  
13  
14  
15  
16  
17  
18  
19  
20  
21  
22  
23  
24



0  
1  
2  
3  
4  
5  
6  
7  
8  
9  
10  
11  
12  
13  
14  
15  
16  
17  
18  
19  
20  
21  
22  
23  
24




0  
1  
2  
3  
4  
5  
6  
7  
8  
9  
10  
11  
12  
13  
14  
15  
16  
17  
18  
19  
20  
21  
22  
23  
24



0  
1  
2  
3  
4  
5  
6  
7  
8  
9  
10  
11  
12  
13  
14  
15  
16  
17  
18  
19  
20  
21  
22  
23  
24

A large grid of dotted lines for writing, spanning the rest of the page. The grid is composed of small squares formed by dotted lines, providing a guide for handwriting practice. The grid covers the entire page area below the header and the time labels on the left.

0  
1  
2  
3  
4  
5  
6  
7  
8  
9  
10  
11  
12  
13  
14  
15  
16  
17  
18  
19  
20  
21  
22  
23  
24







0  
1  
2  
3  
4  
5  
6  
7  
8  
9  
10  
11  
12  
13  
14  
15  
16  
17  
18  
19  
20  
21  
22  
23  
24

A large grid of dotted lines for writing, spanning the entire page area below the header and to the right of the time labels. The grid is composed of small squares formed by dotted lines, providing a guide for handwriting practice.


0  
1  
2  
3  
4  
5  
6  
7  
8  
9  
10  
11  
12  
13  
14  
15  
16  
17  
18  
19  
20  
21  
22  
23  
24



0  
1  
2  
3  
4  
5  
6  
7  
8  
9  
10  
11  
12  
13  
14  
15  
16  
17  
18  
19  
20  
21  
22  
23  
24



0  
1  
2  
3  
4  
5  
6  
7  
8  
9  
10  
11  
12  
13  
14  
15  
16  
17  
18  
19  
20  
21  
22  
23  
24





.0  
.1  
.2  
.3  
.4  
.5  
.6  
.7  
.8  
.9  
.10  
.11  
.12  
.13  
.14  
.15  
.16  
.17  
.18  
.19  
.20  
.21  
.22  
.23  
.24




0  
1  
2  
3  
4  
5  
6  
7  
8  
9  
10  
11  
12  
13  
14  
15  
16  
17  
18  
19  
20  
21  
22  
23  
24



0  
1  
2  
3  
4  
5  
6  
7  
8  
9  
10  
11  
12  
13  
14  
15  
16  
17  
18  
19  
20  
21  
22  
23  
24


A large grid of dotted lines for writing, spanning the entire page below the header and to the right of the time column. The grid is composed of small squares formed by dotted lines, providing a guide for handwriting practice.



0  
1  
2  
3  
4  
5  
6  
7  
8  
9  
10  
11  
12  
13  
14  
15  
16  
17  
18  
19  
20  
21  
22  
23  
24

The page contains a large grid of dotted lines for writing. A vertical line is drawn between the time column and the rest of the grid. The time column is on the left, and the main grid is on the right. The grid is composed of small squares, with the time column being slightly wider than the other columns.


0  
1  
2  
3  
4  
5  
6  
7  
8  
9  
10  
11  
12  
13  
14  
15  
16  
17  
18  
19  
20  
21  
22  
23  
24




0  
1  
2  
3  
4  
5  
6  
7  
8  
9  
10  
11  
12  
13  
14  
15  
16  
17  
18  
19  
20  
21  
22  
23  
24

A large grid of dotted lines for writing, spanning the entire page below the header and to the right of the time column. The grid is composed of small squares formed by dotted lines, providing a guide for handwriting practice.


0  
1  
2  
3  
4  
5  
6  
7  
8  
9  
10  
11  
12  
13  
14  
15  
16  
17  
18  
19  
20  
21  
22  
23  
24



0  
1  
2  
3  
4  
5  
6  
7  
8  
9  
10  
11  
12  
13  
14  
15  
16  
17  
18  
19  
20  
21  
22  
23  
24





0  
1  
2  
3  
4  
5  
6  
7  
8  
9  
10  
11  
12  
13  
14  
15  
16  
17  
18  
19  
20  
21  
22  
23  
24






0  
1  
2  
3  
4  
5  
6  
7  
8  
9  
10  
11  
12  
13  
14  
15  
16  
17  
18  
19  
20  
21  
22  
23  
24





0	
1	
2	
3	
4	
5	
6	
7	
8	
9	
10	
11	
12	
13	
14	
15	
16	
17	
18	
19	
20	
21	
22	
23	
24	


0  
1  
2  
3  
4  
5  
6  
7  
8  
9  
10  
11  
12  
13  
14  
15  
16  
17  
18  
19  
20  
21  
22  
23  
24



0  
1  
2  
3  
4  
5  
6  
7  
8  
9  
10  
11  
12  
13  
14  
15  
16  
17  
18  
19  
20  
21  
22  
23  
24

A large grid of dotted lines for writing, spanning the entire page below the header and to the right of the time column. The grid is composed of small squares formed by dotted lines, providing a guide for handwriting practice.


.0  
.1  
.2  
.3  
.4  
.5  
.6  
.7  
.8  
.9  
.10  
.11  
.12  
.13  
.14  
.15  
.16  
.17  
.18  
.19  
.20  
.21  
.22  
.23  
.24



0  
1  
2  
3  
4  
5  
6  
7  
8  
9  
10  
11  
12  
13  
14  
15  
16  
17  
18  
19  
20  
21  
22  
23  
24

A large grid of dotted lines for writing, spanning the entire page below the header and to the right of the time column. The grid is composed of small squares formed by dotted lines, providing a guide for handwriting practice.


0  
1  
2  
3  
4  
5  
6  
7  
8  
9  
10  
11  
12  
13  
14  
15  
16  
17  
18  
19  
20  
21  
22  
23  
24








.0  
.1  
.2  
.3  
.4  
.5  
.6  
.7  
.8  
.9  
.10  
.11  
.12  
.13  
.14  
.15  
.16  
.17  
.18  
.19  
.20  
.21  
.22  
.23  
.24



0  
1  
2  
3  
4  
5  
6  
7  
8  
9  
10  
11  
12  
13  
14  
15  
16  
17  
18  
19  
20  
21  
22  
23  
24


A large grid of dotted lines for writing, spanning the entire page area below the header and the time column. The grid is composed of small squares formed by dotted lines, providing a guide for handwriting practice.

0  
1  
2  
3  
4  
5  
6  
7  
8  
9  
10  
11  
12  
13  
14  
15  
16  
17  
18  
19  
20  
21  
22  
23  
24






0  
1  
2  
3  
4  
5  
6  
7  
8  
9  
10  
11  
12  
13  
14  
15  
16  
17  
18  
19  
20  
21  
22  
23  
24



0  
1  
2  
3  
4  
5  
6  
7  
8  
9  
10  
11  
12  
13  
14  
15  
16  
17  
18  
19  
20  
21  
22  
23  
24







0  
1  
2  
3  
4  
5  
6  
7  
8  
9  
10  
11  
12  
13  
14  
15  
16  
17  
18  
19  
20  
21  
22  
23  
24

The main body of the page is a large grid of dotted lines, intended for writing. A vertical line is drawn between the header information and the grid. The grid consists of 25 rows, each corresponding to a number from 0 to 24 listed on the left margin. The grid is composed of small squares formed by the dotted lines.

.0  
.1  
.2  
.3  
.4  
.5  
.6  
.7  
.8  
.9  
.10  
.11  
.12  
.13  
.14  
.15  
.16  
.17  
.18  
.19  
.20  
.21  
.22  
.23  
.24


0  
1  
2  
3  
4  
5  
6  
7  
8  
9  
10  
11  
12  
13  
14  
15  
16  
17  
18  
19  
20  
21  
22  
23  
24

A large grid of dotted lines for writing, with a vertical line separating the time column from the main writing area. The grid is composed of small squares, with a larger square at the top left containing the date and time information. The vertical line is positioned approximately one-third of the way across the page, creating a narrow column for time and a wide area for notes.


This page features a large grid of dotted lines for writing. A vertical line is positioned at the first column after the header. Three horizontal lines are drawn across the grid at rows 7, 12, and 18, creating sections for notes or tasks. The grid extends from row 0 to row 24 and across the entire width of the page.

0  
1  
2  
3  
4  
5  
6  
7  
8  
9  
10  
11  
12  
13  
14  
15  
16  
17  
18  
19  
20  
21  
22  
23  
24

A large grid of dotted lines for writing, with a vertical line separating the time column from the main grid. The grid is designed for a daily schedule or journaling, with the leftmost column containing the numbers 0 through 24, representing hours of the day. The rest of the page is a wide area of dotted lines for notes and activities.



0  
1  
2  
3  
4  
5  
6  
7  
8  
9  
10  
11  
12  
13  
14  
15  
16  
17  
18  
19  
20  
21  
22  
23  
24




.0  
.1  
.2  
.3  
.4  
.5  
.6  
.7  
.8  
.9  
.10  
.11  
.12  
.13  
.14  
.15  
.16  
.17  
.18  
.19  
.20  
.21  
.22  
.23  
.24






0  
1  
2  
3  
4  
5  
6  
7  
8  
9  
10  
11  
12  
13  
14  
15  
16  
17  
18  
19  
20  
21  
22  
23  
24




0  
1  
2  
3  
4  
5  
6  
7  
8  
9  
10  
11  
12  
13  
14  
15  
16  
17  
18  
19  
20  
21  
22  
23  
24

The page contains a large grid of dotted lines for writing. A vertical line is drawn at the first column of the grid, creating a narrow column on the left side. This column is aligned with the time labels (0-24) and is intended for writing the time of day. The rest of the grid is a wide area of dotted lines for taking notes or recording activities.

0  
1  
2  
3  
4  
5  
6  
7  
8  
9  
10  
11  
12  
13  
14  
15  
16  
17  
18  
19  
20  
21  
22  
23  
24



0  
1  
2  
3  
4  
5  
6  
7  
8  
9  
10  
11  
12  
13  
14  
15  
16  
17  
18  
19  
20  
21  
22  
23  
24




This page features a large grid of dotted lines for writing. A vertical line runs down the center of the page. Horizontal lines are drawn at intervals of 1 unit, labeled from 0 to 24 on the left side. The grid is intended for writing practice or as a template for a notebook page.

0  
1  
2  
3  
4  
5  
6  
7  
8  
9  
10  
11  
12  
13  
14  
15  
16  
17  
18  
19  
20  
21  
22  
23  
24

A large grid of dotted lines for writing, covering the majority of the page. The grid is composed of vertical and horizontal dotted lines forming a series of small squares. The grid extends from the left margin (where the numbers 0-24 are located) to the right edge of the page, and from the top header area down to the bottom of the page. There are three horizontal solid lines that divide the grid into four distinct vertical sections. These lines are located at the 7, 12, and 18 row marks.

0  
1  
2  
3  
4  
5  
6  
7  
8  
9  
10  
11  
12  
13  
14  
15  
16  
17  
18  
19  
20  
21  
22  
23  
24





0  
1  
2  
3  
4  
5  
6  
7  
8  
9  
10  
11  
12  
13  
14  
15  
16  
17  
18  
19  
20  
21  
22  
23  
24


A large grid of dotted lines for writing, spanning the entire page area below the header and to the right of the time column. The grid is composed of small squares formed by dotted lines, providing a guide for handwriting practice.

.0  
.1  
.2  
.3  
.4  
.5  
.6  
.7  
.8  
.9  
.10  
.11  
.12  
.13  
.14  
.15  
.16  
.17  
.18  
.19  
.20  
.21  
.22  
.23  
.24

0  
1  
2  
3  
4  
5  
6  
7  
8  
9  
10  
11  
12  
13  
14  
15  
16  
17  
18  
19  
20  
21  
22  
23  
24

The page features a large grid of dotted lines for writing. A vertical line is drawn at the first column of the grid, creating a narrow column on the left side. This column is aligned with the time labels (0-24) and is intended for writing the time of day. The rest of the grid is a wide area for writing notes or tasks.


0  
1  
2  
3  
4  
5  
6  
7  
8  
9  
10  
11  
12  
13  
14  
15  
16  
17  
18  
19  
20  
21  
22  
23  
24



0  
1  
2  
3  
4  
5  
6  
7  
8  
9  
10  
11  
12  
13  
14  
15  
16  
17  
18  
19  
20  
21  
22  
23  
24

The page features a large grid of dotted lines for writing. A vertical line is drawn at the second column from the left, creating a narrow column for time entries. The grid extends across the rest of the page, providing ample space for notes and activities.

.0  
.1  
.2  
.3  
.4  
.5  
.6  
.7  
.8  
.9  
.10  
.11  
.12  
.13  
.14  
.15  
.16  
.17  
.18  
.19  
.20  
.21  
.22  
.23  
.24






The page contains a large grid of dotted lines for writing. A vertical line is positioned on the left side, approximately one-third of the way across the page. Three horizontal lines are drawn across the page at rows 7, 12, and 18, dividing the grid into sections. The rows are numbered from 0 to 24 on the left side of the page.



0  
1  
2  
3  
4  
5  
6  
7  
8  
9  
10  
11  
12  
13  
14  
15  
16  
17  
18  
19  
20  
21  
22  
23  
24

A large grid of dotted lines for writing, with a vertical line separating the time column from the main grid.

0  
1  
2  
3  
4  
5  
6  
7  
8  
9  
10  
11  
12  
13  
14  
15  
16  
17  
18  
19  
20  
21  
22  
23  
24



5 | 27 SAT

2023


0  
1  
2  
3  
4  
5  
6  
7  
8  
9  
10  
11  
12  
13  
14  
15  
16  
17  
18  
19  
20  
21  
22  
23  
24

This page features a large grid of dotted lines for writing. A vertical line runs down the center of the page. Horizontal lines are drawn at intervals of 1 unit, labeled from 0 to 24 on the left side. The grid is intended for writing practice or as a template for a notebook page.

0  
1  
2  
3  
4  
5  
6  
7  
8  
9  
10  
11  
12  
13  
14  
15  
16  
17  
18  
19  
20  
21  
22  
23  
24

A large grid of dotted lines for writing, spanning the rest of the page. The grid is composed of small squares formed by dotted lines, providing a guide for handwriting practice. The grid covers the entire page area below the header and the vertical column of numbers.

0  
1  
2  
3  
4  
5  
6  
7  
8  
9  
10  
11  
12  
13  
14  
15  
16  
17  
18  
19  
20  
21  
22  
23  
24



0  
1  
2  
3  
4  
5  
6  
7  
8  
9  
10  
11  
12  
13  
14  
15  
16  
17  
18  
19  
20  
21  
22  
23  
24


A large grid of dotted lines for writing, with a vertical line separating the time column from the main grid. The grid is designed for time management or journaling, with the time column on the left and the main grid on the right.

.0  
.1  
.2  
.3  
.4  
.5  
.6  
.7  
.8  
.9  
.10  
.11  
.12  
.13  
.14  
.15  
.16  
.17  
.18  
.19  
.20  
.21  
.22  
.23  
.24



0  
1  
2  
3  
4  
5  
6  
7  
8  
9  
10  
11  
12  
13  
14  
15  
16  
17  
18  
19  
20  
21  
22  
23  
24


The page features a large grid of dotted lines for writing. A vertical line is drawn at the first column of the grid, creating a narrow column for time entries. The grid extends across the rest of the page, providing ample space for notes and tasks.



0  
1  
2  
3  
4  
5  
6  
7  
8  
9  
10  
11  
12  
13  
14  
15  
16  
17  
18  
19  
20  
21  
22  
23  
24

The page features a large grid of dotted lines for writing. A vertical line is drawn at the first column of the grid, creating a narrow column for time entries. The time entries are listed on the left side of the page, from 0 to 24. The grid extends to the right edge of the page, providing ample space for notes and activities.

0  
1  
2  
3  
4  
5  
6  
7  
8  
9  
10  
11  
12  
13  
14  
15  
16  
17  
18  
19  
20  
21  
22  
23  
24



0  
1  
2  
3  
4  
5  
6  
7  
8  
9  
10  
11  
12  
13  
14  
15  
16  
17  
18  
19  
20  
21  
22  
23  
24


A large grid of dotted lines for writing, spanning the entire page below the header and to the right of the time column. The grid is composed of small squares formed by dotted lines, providing a guide for handwriting practice.

The page contains a large grid of dotted lines for writing. A vertical line is positioned on the left side, approximately one-third of the way across the page. Three horizontal lines are drawn across the page at rows 7, 12, and 18, dividing the grid into sections. The rows are numbered from 0 to 24 on the left side of the page.

0  
1  
2  
3  
4  
5  
6  
7  
8  
9  
10  
11  
12  
13  
14  
15  
16  
17  
18  
19  
20  
21  
22  
23  
24

A large grid of dotted lines for writing, spanning the entire page below the header and to the right of the time column. The grid is composed of small squares formed by dotted lines, providing a guide for handwriting practice.

0  
1  
2  
3  
4  
5  
6  
7  
8  
9  
10  
11  
12  
13  
14  
15  
16  
17  
18  
19  
20  
21  
22  
23  
24






0  
1  
2  
3  
4  
5  
6  
7  
8  
9  
10  
11  
12  
13  
14  
15  
16  
17  
18  
19  
20  
21  
22  
23  
24

A large grid of dotted lines for writing, with a vertical line separating the time column from the main writing area. The grid is composed of small squares, with a vertical line running down the left side, creating a narrow column for time and a wide area for notes.

0  
1  
2  
3  
4  
5  
6  
7  
8  
9  
10  
11  
12  
13  
14  
15  
16  
17  
18  
19  
20  
21  
22  
23  
24



0  
1  
2  
3  
4  
5  
6  
7  
8  
9  
10  
11  
12  
13  
14  
15  
16  
17  
18  
19  
20  
21  
22  
23  
24


A large grid of dotted lines for writing, with a vertical line separating the time column from the main grid. The grid is intended for scheduling or planning activities throughout the day.

This page contains a large grid of dotted lines for writing. A vertical line is positioned on the left side, approximately one-third of the way across the page. Three horizontal lines are drawn across the page at rows 7, 12, and 18, dividing the grid into sections. The rows are numbered from 0 to 24 on the left side of the page.

0  
1  
2  
3  
4  
5  
6  
7  
8  
9  
10  
11  
12  
13  
14  
15  
16  
17  
18  
19  
20  
21  
22  
23  
24


A large grid of dotted lines for writing, spanning the entire page area below the header and the time column. The grid is composed of small squares formed by dotted lines, providing a guide for handwriting practice.

.0  
.1  
.2  
.3  
.4  
.5  
.6  
.7  
.8  
.9  
.10  
.11  
.12  
.13  
.14  
.15  
.16  
.17  
.18  
.19  
.20  
.21  
.22  
.23  
.24



0  
1  
2  
3  
4  
5  
6  
7  
8  
9  
10  
11  
12  
13  
14  
15  
16  
17  
18  
19  
20  
21  
22  
23  
24

The page features a large grid of dotted lines for writing. A vertical line is drawn at the first column of the grid, creating a narrow column on the left side. This column is aligned with the time labels (0-24) and is intended for writing the time of day. The rest of the grid is a wide area for writing notes or tasks.






0  
1  
2  
3  
4  
5  
6  
7  
8  
9  
10  
11  
12  
13  
14  
15  
16  
17  
18  
19  
20  
21  
22  
23  
24

The page features a large grid of dotted lines for writing. A vertical line is drawn at the second column from the left, creating a narrow column for time entries. The grid extends to the right edge of the page. The time column is labeled with numbers from 0 to 24, representing hours of the day.


0  
1  
2  
3  
4  
5  
6  
7  
8  
9  
10  
11  
12  
13  
14  
15  
16  
17  
18  
19  
20  
21  
22  
23  
24



0  
1  
2  
3  
4  
5  
6  
7  
8  
9  
10  
11  
12  
13  
14  
15  
16  
17  
18  
19  
20  
21  
22  
23  
24

A large grid of dotted lines for writing, spanning the entire page area below the header and to the right of the time column. The grid is composed of small squares formed by dotted lines, providing a guide for handwriting practice.

0  
1  
2  
3  
4  
5  
6  
7  
8  
9  
10  
11  
12  
13  
14  
15  
16  
17  
18  
19  
20  
21  
22  
23  
24




0  
1  
2  
3  
4  
5  
6  
7  
8  
9  
10  
11  
12  
13  
14  
15  
16  
17  
18  
19  
20  
21  
22  
23  
24


A large grid of dotted lines for writing, spanning the rest of the page. The grid is composed of small squares formed by dotted lines, providing a guide for handwriting practice. The grid covers the entire page area below the header and the time labels on the left.



0  
1  
2  
3  
4  
5  
6  
7  
8  
9  
10  
11  
12  
13  
14  
15  
16  
17  
18  
19  
20  
21  
22  
23  
24



0  
1  
2  
3  
4  
5  
6  
7  
8  
9  
10  
11  
12  
13  
14  
15  
16  
17  
18  
19  
20  
21  
22  
23  
24






0  
1  
2  
3  
4  
5  
6  
7  
8  
9  
10  
11  
12  
13  
14  
15  
16  
17  
18  
19  
20  
21  
22  
23  
24

A large grid of dotted lines for writing, with a vertical line separating the time column from the main grid.


.0  
.1  
.2  
.3  
.4  
.5  
.6  
.7  
.8  
.9  
.10  
.11  
.12  
.13  
.14  
.15  
.16  
.17  
.18  
.19  
.20  
.21  
.22  
.23  
.24



0  
1  
2  
3  
4  
5  
6  
7  
8  
9  
10  
11  
12  
13  
14  
15  
16  
17  
18  
19  
20  
21  
22  
23  
24

A large grid of dotted lines for writing, with a vertical line separating the time column from the main grid. The grid is intended for scheduling or planning activities throughout the day.


.0  
.1  
.2  
.3  
.4  
.5  
.6  
.7  
.8  
.9  
.10  
.11  
.12  
.13  
.14  
.15  
.16  
.17  
.18  
.19  
.20  
.21  
.22  
.23  
.24



0  
1  
2  
3  
4  
5  
6  
7  
8  
9  
10  
11  
12  
13  
14  
15  
16  
17  
18  
19  
20  
21  
22  
23  
24

A large grid of dotted lines for writing, spanning the entire page area below the header and to the right of the time labels. The grid is composed of small squares formed by dotted lines, providing a guide for handwriting practice.

0  
1  
2  
3  
4  
5  
6  
7  
8  
9  
10  
11  
12  
13  
14  
15  
16  
17  
18  
19  
20  
21  
22  
23  
24



0  
1  
2  
3  
4  
5  
6  
7  
8  
9  
10  
11  
12  
13  
14  
15  
16  
17  
18  
19  
20  
21  
22  
23  
24

The page features a large grid of dotted lines for writing. A vertical line is drawn at the first column of the grid, creating a narrow column on the left side. This column is aligned with the time labels (0-24) and is intended for writing the time of day. The rest of the grid is a wide area of dotted lines for writing notes or activities.

The page contains a large grid of dotted lines for writing. A vertical line is positioned on the left side, approximately one-third of the way across the page. Three horizontal lines are drawn across the grid at rows 7, 12, and 18, creating a structure similar to a ledger or a notebook page. The grid extends from row 0 to row 24.



0  
1  
2  
3  
4  
5  
6  
7  
8  
9  
10  
11  
12  
13  
14  
15  
16  
17  
18  
19  
20  
21  
22  
23  
24


The page features a large grid of dotted lines for writing. A vertical line is positioned approximately one-third of the way from the left edge, creating a narrow column for time entries. The time column contains numbers from 0 to 24, with horizontal lines extending across the page at each number. The main writing area to the right of this vertical line is a wide grid of dotted lines, suitable for taking notes or scheduling activities.

This page contains a large grid of dotted lines for writing. A vertical line is positioned on the left side, approximately one-third of the way across the page. Three horizontal lines are drawn across the page at rows 7, 12, and 18, dividing the grid into sections. The rows are numbered from 0 to 24 on the left side of the page.

0  
1  
2  
3  
4  
5  
6  
7  
8  
9  
10  
11  
12  
13  
14  
15  
16  
17  
18  
19  
20  
21  
22  
23  
24

The page contains a large grid of dotted lines for writing. A vertical line is drawn between the time column and the rest of the page. The grid is composed of small squares, with the time column being slightly wider than the other columns.


0  
1  
2  
3  
4  
5  
6  
7  
8  
9  
10  
11  
12  
13  
14  
15  
16  
17  
18  
19  
20  
21  
22  
23  
24



0  
1  
2  
3  
4  
5  
6  
7  
8  
9  
10  
11  
12  
13  
14  
15  
16  
17  
18  
19  
20  
21  
22  
23  
24

A large grid of dotted lines for writing, with a vertical line separating the header area from the main grid. The grid is composed of small squares, with a vertical line on the left side and a horizontal line at the top. The header area is shaded and contains the text '7 | 8 SAT' and '2023'. The main grid is a large area of dotted lines for writing.


0  
1  
2  
3  
4  
5  
6  
7  
8  
9  
10  
11  
12  
13  
14  
15  
16  
17  
18  
19  
20  
21  
22  
23  
24



0  
1  
2  
3  
4  
5  
6  
7  
8  
9  
10  
11  
12  
13  
14  
15  
16  
17  
18  
19  
20  
21  
22  
23  
24

A large grid of dotted lines for writing, spanning the rest of the page. The grid is composed of small squares formed by dotted lines, providing a guide for handwriting practice. The grid covers the entire page area below the header and the vertical column of numbers.

0  
1  
2  
3  
4  
5  
6  
7  
8  
9  
10  
11  
12  
13  
14  
15  
16  
17  
18  
19  
20  
21  
22  
23  
24






0  
1  
2  
3  
4  
5  
6  
7  
8  
9  
10  
11  
12  
13  
14  
15  
16  
17  
18  
19  
20  
21  
22  
23  
24

A large grid of dotted lines for writing, spanning the rest of the page. The grid is composed of small squares formed by dotted lines, providing a guide for handwriting practice. The grid covers the entire page area below the header and to the right of the vertical line.


.0  
.1  
.2  
.3  
.4  
.5  
.6  
.7  
.8  
.9  
.10  
.11  
.12  
.13  
.14  
.15  
.16  
.17  
.18  
.19  
.20  
.21  
.22  
.23  
.24




0  
1  
2  
3  
4  
5  
6  
7  
8  
9  
10  
11  
12  
13  
14  
15  
16  
17  
18  
19  
20  
21  
22  
23  
24

A large grid of dotted lines for writing, spanning the entire page area below the header and the time column. The grid is composed of small, evenly spaced dots forming a grid pattern. The grid is bounded by a solid line on the top, left, and right sides, and a solid line on the bottom side. The grid is intended for writing notes or tasks for each hour of the day.


0  
1  
2  
3  
4  
5  
6  
7  
8  
9  
10  
11  
12  
13  
14  
15  
16  
17  
18  
19  
20  
21  
22  
23  
24



0  
1  
2  
3  
4  
5  
6  
7  
8  
9  
10  
11  
12  
13  
14  
15  
16  
17  
18  
19  
20  
21  
22  
23  
24



0  
1  
2  
3  
4  
5  
6  
7  
8  
9  
10  
11  
12  
13  
14  
15  
16  
17  
18  
19  
20  
21  
22  
23  
24



0  
1  
2  
3  
4  
5  
6  
7  
8  
9  
10  
11  
12  
13  
14  
15  
16  
17  
18  
19  
20  
21  
22  
23  
24

The main body of the page is a large grid of dotted lines, intended for writing or drawing. The grid is bounded by a solid line on the left, top, and bottom, and a solid line on the right. The vertical line on the left aligns with the numbers 0 through 24. The grid consists of approximately 25 rows and 60 columns of small squares.


This page contains a large grid of dotted lines for writing. A vertical line is positioned on the left side, approximately one-third of the way across the page. Three horizontal lines are drawn across the page at rows 7, 12, and 18, dividing the grid into sections. The rows are numbered from 0 to 24 on the left side of the page.




0  
1  
2  
3  
4  
5  
6  
7  
8  
9  
10  
11  
12  
13  
14  
15  
16  
17  
18  
19  
20  
21  
22  
23  
24


The page contains a large grid of dotted lines for writing or drawing. The grid is composed of 25 rows and 24 columns. The first column is partially occupied by the time labels from 0 to 24. The rest of the page is a blank grid of dotted lines.

.0  
.1  
.2  
.3  
.4  
.5  
.6  
.7  
.8  
.9  
.10  
.11  
.12  
.13  
.14  
.15  
.16  
.17  
.18  
.19  
.20  
.21  
.22  
.23  
.24



0  
1  
2  
3  
4  
5  
6  
7  
8  
9  
10  
11  
12  
13  
14  
15  
16  
17  
18  
19  
20  
21  
22  
23  
24






0  
1  
2  
3  
4  
5  
6  
7  
8  
9  
10  
11  
12  
13  
14  
15  
16  
17  
18  
19  
20  
21  
22  
23  
24

A large grid of dotted lines for writing, spanning the rest of the page. The grid is composed of small squares, with a vertical line separating the time column from the main writing area.


0  
1  
2  
3  
4  
5  
6  
7  
8  
9  
10  
11  
12  
13  
14  
15  
16  
17  
18  
19  
20  
21  
22  
23  
24



0  
1  
2  
3  
4  
5  
6  
7  
8  
9  
10  
11  
12  
13  
14  
15  
16  
17  
18  
19  
20  
21  
22  
23  
24

A large grid of dotted lines for writing, with a vertical line separating the time column from the main grid. The grid is intended for scheduling or planning activities throughout the day.

.0  
.1  
.2  
.3  
.4  
.5  
.6  
.7  
.8  
.9  
-10  
-11  
-12  
-13  
-14  
-15  
-16  
-17  
-18  
-19  
-20  
-21  
-22  
-23  
-24






0  
1  
2  
3  
4  
5  
6  
7  
8  
9  
10  
11  
12  
13  
14  
15  
16  
17  
18  
19  
20  
21  
22  
23  
24


The page features a large grid of dotted lines for writing. A vertical line is drawn at the first column of the grid, creating a narrow column for time entries. The grid extends to the right edge of the page, providing ample space for notes and tasks.

0  
1  
2  
3  
4  
5  
6  
7  
8  
9  
10  
11  
12  
13  
14  
15  
16  
17  
18  
19  
20  
21  
22  
23  
24



Hour	Activity
0	
1	
2	
3	
4	
5	
6	
7	
8	
9	
10	
11	
12	
13	
14	
15	
16	
17	
18	
19	
20	
21	
22	
23	
24	

.0  
.1  
.2  
.3  
.4  
.5  
.6  
.7  
.8  
.9  
.10  
.11  
.12  
.13  
.14  
.15  
.16  
.17  
.18  
.19  
.20  
.21  
.22  
.23  
.24



0  
1  
2  
3  
4  
5  
6  
7  
8  
9  
10  
11  
12  
13  
14  
15  
16  
17  
18  
19  
20  
21  
22  
23  
24


This page contains a large grid of dotted lines for writing. A vertical line is drawn at the first dotted column after the header, creating a narrow column for time entries. The rest of the page is a wide area for notes, with a horizontal line at each hour mark from 7 to 18.

This page contains a large grid of dotted lines for writing. A vertical line is positioned on the left side, approximately one-third of the way across the page. Three horizontal lines are drawn across the page at rows 7, 12, and 18, dividing the grid into sections. The grid extends from row 0 to row 24.

0  
1  
2  
3  
4  
5  
6  
7  
8  
9  
10  
11  
12  
13  
14  
15  
16  
17  
18  
19  
20  
21  
22  
23  
24

A large grid of dotted lines for writing, with a vertical line separating the time column from the main grid.

0  
1  
2  
3  
4  
5  
6  
7  
8  
9  
10  
11  
12  
13  
14  
15  
16  
17  
18  
19  
20  
21  
22  
23  
24





0  
1  
2  
3  
4  
5  
6  
7  
8  
9  
10  
11  
12  
13  
14  
15  
16  
17  
18  
19  
20  
21  
22  
23  
24

A large grid of dotted lines for writing, with a vertical line separating the header from the main grid. The grid is composed of 24 rows and 24 columns of small squares. The header is a solid grey rectangle at the top left, containing the text '8 | 5 SAT' and '2023'. The main grid is a large area of dotted lines, with a vertical line separating the header from the main grid. The rows are numbered 0 to 24 on the left side.



0  
1  
2  
3  
4  
5  
6  
7  
8  
9  
10  
11  
12  
13  
14  
15  
16  
17  
18  
19  
20  
21  
22  
23  
24

A large grid of dotted lines for writing, with a vertical line separating the time column from the main writing area. The grid is composed of small squares, with a larger square at the top left containing the date and time information. The vertical line is positioned approximately one-third of the way across the page, creating a narrow column for time and a wide area for notes.

.0  
.1  
.2  
.3  
.4  
.5  
.6  
.7  
.8  
.9  
.10  
.11  
.12  
.13  
.14  
.15  
.16  
.17  
.18  
.19  
.20  
.21  
.22  
.23  
.24

0  
1  
2  
3  
4  
5  
6  
7  
8  
9  
10  
11  
12  
13  
14  
15  
16  
17  
18  
19  
20  
21  
22  
23  
24


A large grid of dotted lines for writing, spanning the entire page below the header and to the right of the time column. The grid is composed of small squares formed by dotted lines, providing a guide for handwriting practice.

0  
1  
2  
3  
4  
5  
6  
7  
8  
9  
10  
11  
12  
13  
14  
15  
16  
17  
18  
19  
20  
21  
22  
23  
24

The main body of the page is a large grid of dotted lines, intended for writing. A vertical line is drawn at the first column of the grid, separating the header information from the writing area. The grid extends from the top of the page down to the bottom, and across most of the width.




0  
1  
2  
3  
4  
5  
6  
7  
8  
9  
10  
11  
12  
13  
14  
15  
16  
17  
18  
19  
20  
21  
22  
23  
24






0  
1  
2  
3  
4  
5  
6  
7  
8  
9  
10  
11  
12  
13  
14  
15  
16  
17  
18  
19  
20  
21  
22  
23  
24



The page contains a large grid of dotted lines for writing. A vertical line is positioned on the left side, approximately one-third of the way across the page. Three horizontal lines are drawn across the grid at rows 7, 12, and 18, creating three distinct sections for writing. The grid extends from row 0 to row 24.

0  
1  
2  
3  
4  
5  
6  
7  
8  
9  
10  
11  
12  
13  
14  
15  
16  
17  
18  
19  
20  
21  
22  
23  
24


0  
1  
2  
3  
4  
5  
6  
7  
8  
9  
10  
11  
12  
13  
14  
15  
16  
17  
18  
19  
20  
21  
22  
23  
24




0  
1  
2  
3  
4  
5  
6  
7  
8  
9  
10  
11  
12  
13  
14  
15  
16  
17  
18  
19  
20  
21  
22  
23  
24

A large grid of dotted lines for writing, with a vertical line separating the time column from the main grid.


0  
1  
2  
3  
4  
5  
6  
7  
8  
9  
10  
11  
12  
13  
14  
15  
16  
17  
18  
19  
20  
21  
22  
23  
24



0  
1  
2  
3  
4  
5  
6  
7  
8  
9  
10  
11  
12  
13  
14  
15  
16  
17  
18  
19  
20  
21  
22  
23  
24



0  
1  
2  
3  
4  
5  
6  
7  
8  
9  
10  
11  
12  
13  
14  
15  
16  
17  
18  
19  
20  
21  
22  
23  
24





0  
1  
2  
3  
4  
5  
6  
7  
8  
9  
10  
11  
12  
13  
14  
15  
16  
17  
18  
19  
20  
21  
22  
23  
24


The page features a large grid of dotted lines for writing. A vertical line is drawn at the first column of the grid, creating a narrow column on the left side. This column is aligned with the time labels (0-24) and is intended for writing the time of day. The rest of the grid is a wide area of dotted lines for taking notes or recording activities.



0  
1  
2  
3  
4  
5  
6  
7  
8  
9  
10  
11  
12  
13  
14  
15  
16  
17  
18  
19  
20  
21  
22  
23  
24

A large grid of dotted lines for writing, spanning the entire page below the header and to the right of the time column. The grid is composed of small squares formed by dotted lines, providing a guide for handwriting practice.


.0  
.1  
.2  
.3  
.4  
.5  
.6  
.7  
.8  
.9  
.10  
.11  
.12  
.13  
.14  
.15  
.16  
.17  
.18  
.19  
.20  
.21  
.22  
.23  
.24



0  
1  
2  
3  
4  
5  
6  
7  
8  
9  
10  
11  
12  
13  
14  
15  
16  
17  
18  
19  
20  
21  
22  
23  
24

The page features a large grid of dotted lines for writing. A vertical line is drawn at the first column of the grid, creating a narrow column on the left side. This column is aligned with the time labels (0-24) and is intended for writing the time of day. The rest of the grid is a wide area for writing notes or tasks.

0  
1  
2  
3  
4  
5  
6  
7  
8  
9  
10  
11  
12  
13  
14  
15  
16  
17  
18  
19  
20  
21  
22  
23  
24



This page features a large grid of dotted lines for writing. A vertical line is positioned on the left side, approximately one-third of the way across the page. Three horizontal lines are drawn across the page at the 7, 12, and 18-minute marks on the left margin. The grid is composed of small squares, with the vertical line and horizontal lines creating larger rectangular sections for writing.


0	
1	
2	
3	
4	
5	
6	
7	
8	
9	
10	
11	
12	
13	
14	
15	
16	
17	
18	
19	
20	
21	
22	
23	
24	



0  
1  
2  
3  
4  
5  
6  
7  
8  
9  
10  
11  
12  
13  
14  
15  
16  
17  
18  
19  
20  
21  
22  
23  
24


A large grid of dotted lines for writing, spanning the entire page below the header and to the right of the time column. The grid is composed of small squares formed by dotted lines, providing a guide for handwriting practice.

0  
1  
2  
3  
4  
5  
6  
7  
8  
9  
10  
11  
12  
13  
14  
15  
16  
17  
18  
19  
20  
21  
22  
23  
24






0  
1  
2  
3  
4  
5  
6  
7  
8  
9  
10  
11  
12  
13  
14  
15  
16  
17  
18  
19  
20  
21  
22  
23  
24



0  
1  
2  
3  
4  
5  
6  
7  
8  
9  
10  
11  
12  
13  
14  
15  
16  
17  
18  
19  
20  
21  
22  
23  
24



The page features a large grid of dotted lines for writing. A vertical line is positioned on the left side, approximately one-third of the way across the page. Three horizontal lines are drawn across the grid at rows 7, 12, and 18, creating a structure similar to a ledger or a notebook page. The grid extends from row 0 to row 24.

0  
1  
2  
3  
4  
5  
6  
7  
8  
9  
10  
11  
12  
13  
14  
15  
16  
17  
18  
19  
20  
21  
22  
23  
24

A large grid of dotted lines for writing, spanning the entire page below the header and to the right of the time column. The grid is composed of small squares formed by dotted lines, providing a guide for handwriting practice.

This page contains a large grid of dotted lines for writing. A vertical line is positioned on the left side, approximately one-third of the way across the page. Three horizontal lines are drawn across the page at rows 7, 12, and 18, dividing the grid into sections. The rows are numbered on the left side from 0 to 24.



0  
1  
2  
3  
4  
5  
6  
7  
8  
9  
10  
11  
12  
13  
14  
15  
16  
17  
18  
19  
20  
21  
22  
23  
24

A large grid of dotted lines for writing, spanning the entire page area below the header and to the right of the time labels. The grid is composed of small squares formed by dotted lines, providing a guide for handwriting practice.

.0  
.1  
.2  
.3  
.4  
.5  
.6  
.7  
.8  
.9  
.10  
.11  
.12  
.13  
.14  
.15  
.16  
.17  
.18  
.19  
.20  
.21  
.22  
.23  
.24

0  
1  
2  
3  
4  
5  
6  
7  
8  
9  
10  
11  
12  
13  
14  
15  
16  
17  
18  
19  
20  
21  
22  
23  
24

A large grid of dotted lines for writing, with a vertical line separating the header from the main grid. The grid is composed of small squares, with a vertical line on the left side and a horizontal line at the top. The header area is shaded and contains the text '9 | 8 FRI' and '2023'. The main grid area is white with dotted lines.


9

| 9


SAT

2023

0  
1  
2  
3  
4  
5  
6  
7  
8  
9  
10  
11  
12  
13  
14  
15  
16  
17  
18  
19  
20  
21  
22  
23  
24




0  
1  
2  
3  
4  
5  
6  
7  
8  
9  
10  
11  
12  
13  
14  
15  
16  
17  
18  
19  
20  
21  
22  
23  
24



The page contains a large grid of dotted lines for writing. A vertical line is positioned on the left side, approximately one-third of the way across the page. Three horizontal lines are drawn across the page at row indices 7, 12, and 18, dividing the grid into sections. The grid extends from row 0 to row 24.

0  
1  
2  
3  
4  
5  
6  
7  
8  
9  
10  
11  
12  
13  
14  
15  
16  
17  
18  
19  
20  
21  
22  
23  
24



This page contains a large grid of dotted lines for writing. A vertical line is positioned on the left side, approximately one-third of the way across the page. Three horizontal lines are drawn across the page at rows 7, 12, and 18, dividing the grid into sections. The rows are numbered on the left side from 0 to 24.




0  
1  
2  
3  
4  
5  
6  
7  
8  
9  
10  
11  
12  
13  
14  
15  
16  
17  
18  
19  
20  
21  
22  
23  
24


The page contains a large grid of dotted lines for writing. A vertical line is drawn at the first column of the grid, creating a narrow column for time entries. The grid extends to the right edge of the page.

0  
1  
2  
3  
4  
5  
6  
7  
8  
9  
10  
11  
12  
13  
14  
15  
16  
17  
18  
19  
20  
21  
22  
23  
24

0  
1  
2  
3  
4  
5  
6  
7  
8  
9  
10  
11  
12  
13  
14  
15  
16  
17  
18  
19  
20  
21  
22  
23  
24



0  
1  
2  
3  
4  
5  
6  
7  
8  
9  
10  
11  
12  
13  
14  
15  
16  
17  
18  
19  
20  
21  
22  
23  
24



The image shows a calendar page for Monday, September 18, 2023. The page is a grid with a vertical line on the left side, creating a narrow column for the date. The grid is divided into three horizontal sections by lines at 7, 12, and 18. The top section (0-7) is the morning, the middle section (7-12) is the afternoon, and the bottom section (12-18) is the evening. The grid continues from 18 to 24. The grid is composed of small squares, with a larger square in the top-left corner. The grid is empty, with no text or markings.


0	
1	
2	
3	
4	
5	
6	
7	
8	
9	
10	
11	
12	
13	
14	
15	
16	
17	
18	
19	
20	
21	
22	
23	
24	

This page contains a large grid of dotted lines for writing. A vertical line is positioned on the left side, approximately one-third of the way across the page. Three horizontal lines are drawn across the page at rows 7, 12, and 18, dividing the grid into sections. The rows are numbered from 0 to 24 on the left side of the page.

0  
1  
2  
3  
4  
5  
6  
7  
8  
9  
10  
11  
12  
13  
14  
15  
16  
17  
18  
19  
20  
21  
22  
23  
24

The page contains a large grid of dotted lines for writing. A vertical line is drawn at the first column of the grid, creating a narrow column for time entries. The grid extends to the right edge of the page. The time column is labeled with numbers from 0 to 24, representing hours of the day.


0  
1  
2  
3  
4  
5  
6  
7  
8  
9  
10  
11  
12  
13  
14  
15  
16  
17  
18  
19  
20  
21  
22  
23  
24





0  
1  
2  
3  
4  
5  
6  
7  
8  
9  
10  
11  
12  
13  
14  
15  
16  
17  
18  
19  
20  
21  
22  
23  
24


The page features a large grid of dotted lines for writing. A vertical line is drawn at the first column of the grid, creating a narrow column on the left side. This column is aligned with the time labels (0-24) and is intended for writing the time of day. The rest of the grid is a wide area of dotted lines for taking notes or recording activities.



0  
1  
2  
3  
4  
5  
6  
7  
8  
9  
10  
11  
12  
13  
14  
15  
16  
17  
18  
19  
20  
21  
22  
23  
24

A large grid of dotted lines for writing, with a vertical line separating the time column from the main grid. The grid is designed for a daily schedule or journaling, with the time column on the left and the main grid on the right.

0  
1  
2  
3  
4  
5  
6  
7  
8  
9  
10  
11  
12  
13  
14  
15  
16  
17  
18  
19  
20  
21  
22  
23  
24



0  
1  
2  
3  
4  
5  
6  
7  
8  
9  
10  
11  
12  
13  
14  
15  
16  
17  
18  
19  
20  
21  
22  
23  
24


A large grid of dotted lines for writing or drawing, with a vertical line separating the time column from the main grid.

This page contains a large grid of dotted lines for writing. A vertical line is positioned on the left side, approximately one-third of the way across the page. Three horizontal lines are drawn across the page at rows 7, 12, and 18, dividing the grid into sections. The rows are numbered from 0 to 24 on the left side of the page.

0  
1  
2  
3  
4  
5  
6  
7  
8  
9  
10  
11  
12  
13  
14  
15  
16  
17  
18  
19  
20  
21  
22  
23  
24


The page contains a large grid of dotted lines for writing. A vertical line is drawn at the first column of the grid, creating a narrow column for time entries. The grid extends to the right and bottom of the page, providing ample space for notes and tasks.

0  
1  
2  
3  
4  
5  
6  
7  
8  
9  
10  
11  
12  
13  
14  
15  
16  
17  
18  
19  
20  
21  
22  
23  
24





0  
1  
2  
3  
4  
5  
6  
7  
8  
9  
10  
11  
12  
13  
14  
15  
16  
17  
18  
19  
20  
21  
22  
23  
24



0  
1  
2  
3  
4  
5  
6  
7  
8  
9  
10  
11  
12  
13  
14  
15  
16  
17  
18  
19  
20  
21  
22  
23  
24

The page features a large grid of dotted lines for writing. A vertical line is drawn at the first column of the grid, creating a narrow column on the left side. This column is aligned with the time labels (0-24) and is intended for writing the time of day. The rest of the grid is a wide area for writing notes or activities.

The page contains a grid for a calendar. The grid has 24 rows and is mostly composed of dotted lines. A solid vertical line is drawn down the center of the grid, starting from the top header. Three solid horizontal lines are drawn across the grid, separating the rows into groups: one at row 7, one at row 12, and one at row 18. The rows are numbered on the left side from 0 to 24. The header area at the top is shaded and contains the text '10 | 2 MON' and '2023'.

0	
1	
2	
3	
4	
5	
6	
7	
8	
9	
10	
11	
12	
13	
14	
15	
16	
17	
18	
19	
20	
21	
22	
23	
24	

0  
1  
2  
3  
4  
5  
6  
7  
8  
9  
10  
11  
12  
13  
14  
15  
16  
17  
18  
19  
20  
21  
22  
23  
24


A large grid of dotted lines for writing, with a vertical line separating the time column from the main writing area.

0  
1  
2  
3  
4  
5  
6  
7  
8  
9  
10  
11  
12  
13  
14  
15  
16  
17  
18  
19  
20  
21  
22  
23  
24

0  
1  
2  
3  
4  
5  
6  
7  
8  
9  
10  
11  
12  
13  
14  
15  
16  
17  
18  
19  
20  
21  
22  
23  
24


0  
1  
2  
3  
4  
5  
6  
7  
8  
9  
10  
11  
12  
13  
14  
15  
16  
17  
18  
19  
20  
21  
22  
23  
24

The page contains a large grid of dotted lines for writing, spanning the entire page area below the header and to the right of the time column. The grid is composed of small squares, with a vertical line separating the time column from the rest of the page.






0  
1  
2  
3  
4  
5  
6  
7  
8  
9  
10  
11  
12  
13  
14  
15  
16  
17  
18  
19  
20  
21  
22  
23  
24



0  
1  
2  
3  
4  
5  
6  
7  
8  
9  
10  
11  
12  
13  
14  
15  
16  
17  
18  
19  
20  
21  
22  
23  
24



10 | 10 TUE


2023

0  
1  
2  
3  
4  
5  
6  
7  
8  
9  
10  
11  
12  
13  
14  
15  
16  
17  
18  
19  
20  
21  
22  
23  
24

The page contains a large grid of dotted lines for writing. A vertical line is positioned on the left side, approximately one-third of the way across the page. Three horizontal lines are drawn across the page at rows 7, 12, and 18, dividing the grid into sections. The rows are numbered from 0 to 24 on the left side of the page.



0  
1  
2  
3  
4  
5  
6  
7  
8  
9  
10  
11  
12  
13  
14  
15  
16  
17  
18  
19  
20  
21  
22  
23  
24




10 | 14 SAT

2023

0  
1  
2  
3  
4  
5  
6  
7  
8  
9  
10  
11  
12  
13  
14  
15  
16  
17  
18  
19  
20  
21  
22  
23  
24

0  
1  
2  
3  
4  
5  
6  
7  
8  
9  
10  
11  
12  
13  
14  
15  
16  
17  
18  
19  
20  
21  
22  
23  
24






0  
1  
2  
3  
4  
5  
6  
7  
8  
9  
10  
11  
12  
13  
14  
15  
16  
17  
18  
19  
20  
21  
22  
23  
24

The page contains a large grid of dotted lines for writing, spanning the entire page below the header and to the right of the row numbers. The grid is composed of small squares, with a vertical line separating the row numbers from the main writing area.


0  
1  
2  
3  
4  
5  
6  
7  
8  
9  
10  
11  
12  
13  
14  
15  
16  
17  
18  
19  
20  
21  
22  
23  
24



0  
1  
2  
3  
4  
5  
6  
7  
8  
9  
10  
11  
12  
13  
14  
15  
16  
17  
18  
19  
20  
21  
22  
23  
24


A large grid of dotted lines for writing, spanning the entire page below the header and to the right of the time labels. The grid is composed of small squares formed by dotted lines, providing a guide for handwriting practice.

0  
1  
2  
3  
4  
5  
6  
7  
8  
9  
10  
11  
12  
13  
14  
15  
16  
17  
18  
19  
20  
21  
22  
23  
24




0  
1  
2  
3  
4  
5  
6  
7  
8  
9  
10  
11  
12  
13  
14  
15  
16  
17  
18  
19  
20  
21  
22  
23  
24


0  
1  
2  
3  
4  
5  
6  
7  
8  
9  
10  
11  
12  
13  
14  
15  
16  
17  
18  
19  
20  
21  
22  
23  
24



0  
1  
2  
3  
4  
5  
6  
7  
8  
9  
10  
11  
12  
13  
14  
15  
16  
17  
18  
19  
20  
21  
22  
23  
24




0  
1  
2  
3  
4  
5  
6  
7  
8  
9  
10  
11  
12  
13  
14  
15  
16  
17  
18  
19  
20  
21  
22  
23  
24





0  
1  
2  
3  
4  
5  
6  
7  
8  
9  
10  
11  
12  
13  
14  
15  
16  
17  
18  
19  
20  
21  
22  
23  
24


0  
1  
2  
3  
4  
5  
6  
7  
8  
9  
10  
11  
12  
13  
14  
15  
16  
17  
18  
19  
20  
21  
22  
23  
24



0  
1  
2  
3  
4  
5  
6  
7  
8  
9  
10  
11  
12  
13  
14  
15  
16  
17  
18  
19  
20  
21  
22  
23  
24

A large grid of dotted lines for writing, with a vertical line separating the time column from the rest of the page. The grid covers the entire page area below the header and to the right of the time column.

0  
1  
2  
3  
4  
5  
6  
7  
8  
9  
10  
11  
12  
13  
14  
15  
16  
17  
18  
19  
20  
21  
22  
23  
24




10 | 28 SAT

2023

0  
1  
2  
3  
4  
5  
6  
7  
8  
9  
10  
11  
12  
13  
14  
15  
16  
17  
18  
19  
20  
21  
22  
23  
24


0  
1  
2  
3  
4  
5  
6  
7  
8  
9  
10  
11  
12  
13  
14  
15  
16  
17  
18  
19  
20  
21  
22  
23  
24



0  
1  
2  
3  
4  
5  
6  
7  
8  
9  
10  
11  
12  
13  
14  
15  
16  
17  
18  
19  
20  
21  
22  
23  
24

The page features a large grid of dotted lines for writing. A vertical line is drawn at the first column of the grid, creating a narrow column for time entries. The grid extends to the right edge of the page, providing ample space for notes and tasks.

0  
1  
2  
3  
4  
5  
6  
7  
8  
9  
10  
11  
12  
13  
14  
15  
16  
17  
18  
19  
20  
21  
22  
23  
24






0  
1  
2  
3  
4  
5  
6  
7  
8  
9  
10  
11  
12  
13  
14  
15  
16  
17  
18  
19  
20  
21  
22  
23  
24

A large grid of dotted lines for writing, spanning the entire page area below the header and to the right of the time column. The grid is composed of small squares formed by dotted lines, providing a guide for handwriting practice.


0  
1  
2  
3  
4  
5  
6  
7  
8  
9  
10  
11  
12  
13  
14  
15  
16  
17  
18  
19  
20  
21  
22  
23  
24




0  
1  
2  
3  
4  
5  
6  
7  
8  
9  
10  
11  
12  
13  
14  
15  
16  
17  
18  
19  
20  
21  
22  
23  
24

The page features a large grid of dotted lines for writing. A vertical line is drawn at the first column of the grid, creating a narrow column for time entries. The grid extends to the right edge of the page, providing ample space for notes and activities.

0  
1  
2  
3  
4  
5  
6  
7  
8  
9  
10  
11  
12  
13  
14  
15  
16  
17  
18  
19  
20  
21  
22  
23  
24



0  
1  
2  
3  
4  
5  
6  
7  
8  
9  
10  
11  
12  
13  
14  
15  
16  
17  
18  
19  
20  
21  
22  
23  
24




0  
1  
2  
3  
4  
5  
6  
7  
8  
9  
10  
11  
12  
13  
14  
15  
16  
17  
18  
19  
20  
21  
22  
23  
24

A large grid of dotted lines for writing, with a vertical line separating the time column from the main writing area. The grid covers the entire page below the header and to the right of the time column.

0  
1  
2  
3  
4  
5  
6  
7  
8  
9  
10  
11  
12  
13  
14  
15  
16  
17  
18  
19  
20  
21  
22  
23  
24

A large grid of dotted lines for notes, with a vertical line separating the time column on the left. The grid covers the majority of the page below the header.

0  
1  
2  
3  
4  
5  
6  
7  
8  
9  
10  
11  
12  
13  
14  
15  
16  
17  
18  
19  
20  
21  
22  
23  
24





0

1

2

3

4

5

6

7

8

9

10

11

12

13

14

15

16

17

18

19

20


21

22


23

24

0  
1  
2  
3  
4  
5  
6  
7  
8  
9  
10  
11  
12  
13  
14  
15  
16  
17  
18  
19  
20  
21  
22  
23  
24



0  
1  
2  
3  
4  
5  
6  
7  
8  
9  
10  
11  
12  
13  
14  
15  
16  
17  
18  
19  
20  
21  
22  
23  
24




0  
1  
2  
3  
4  
5  
6  
7  
8  
9  
10  
11  
12  
13  
14  
15  
16  
17  
18  
19  
20  
21  
22  
23  
24

The page features a large grid of dotted lines for writing. A solid vertical line is positioned at the 4th column from the left. Three solid horizontal lines are drawn across the grid at rows 7, 12, and 18, creating a structured layout for notes or a calendar.

0  
1  
2  
3  
4  
5  
6  
7  
8  
9  
10  
11  
12  
13  
14  
15  
16  
17  
18  
19  
20  
21  
22  
23  
24

A large grid area with a dotted pattern for writing or drawing. The grid consists of 25 rows and 24 columns of small squares. A vertical solid line is drawn between the 1st and 2nd columns. There are also horizontal solid lines between rows 7 and 8, and between rows 12 and 13. The rest of the grid is composed of dotted lines.


0  
1  
2  
3  
4  
5  
6  
7  
8  
9  
10  
11  
12  
13  
14  
15  
16  
17  
18  
19  
20  
21  
22  
23  
24



0  
1  
2  
3  
4  
5  
6  
7  
8  
9  
10  
11  
12  
13  
14  
15  
16  
17  
18  
19  
20  
21  
22  
23  
24

A large grid of dotted lines for writing, spanning the entire page area below the header and to the right of the time column. The grid is composed of small squares formed by dotted lines, providing a guide for handwriting practice.

0  
1  
2  
3  
4  
5  
6  
7  
8  
9  
10  
11  
12  
13  
14  
15  
16  
17  
18  
19  
20  
21  
22  
23  
24






11 | 17 FRI

2023

0  
1  
2  
3  
4  
5  
6  
7  
8  
9  
10  
11  
12  
13  
14  
15  
16  
17  
18  
19  
20  
21  
22  
23  
24


0  
1  
2  
3  
4  
5  
6  
7  
8  
9  
10  
11  
12  
13  
14  
15  
16  
17  
18  
19  
20  
21  
22  
23  
24



0  
1  
2  
3  
4  
5  
6  
7  
8  
9  
10  
11  
12  
13  
14  
15  
16  
17  
18  
19  
20  
21  
22  
23  
24




0  
1  
2  
3  
4  
5  
6  
7  
8  
9  
10  
11  
12  
13  
14  
15  
16  
17  
18  
19  
20  
21  
22  
23  
24



0  
1  
2  
3  
4  
5  
6  
7  
8  
9  
10  
11  
12  
13  
14  
15  
16  
17  
18  
19  
20  
21  
22  
23  
24

The page contains a large grid of dotted lines for writing, organized into a table with 24 rows and multiple columns. The rows are labeled on the left side with numbers from 0 to 24. The grid is designed for taking notes or scheduling.


0  
1  
2  
3  
4  
5  
6  
7  
8  
9  
10  
11  
12  
13  
14  
15  
16  
17  
18  
19  
20  
21  
22  
23  
24



0  
1  
2  
3  
4  
5  
6  
7  
8  
9  
10  
11  
12  
13  
14  
15  
16  
17  
18  
19  
20  
21  
22  
23  
24



0  
1  
2  
3  
4  
5  
6  
7  
8  
9  
10  
11  
12  
13  
14  
15  
16  
17  
18  
19  
20  
21  
22  
23  
24






11 | 25 SAT

2023

0  
1  
2  
3  
4  
5  
6  
7  
8  
9  
10  
11  
12  
13  
14  
15  
16  
17  
18  
19  
20  
21  
22  
23  
24




11 | 27 MON

2023

0  
1  
2  
3  
4  
5  
6  
7  
8  
9  
10  
11  
12  
13  
14  
15  
16  
17  
18  
19  
20  
21  
22  
23  
24

0  
1  
2  
3  
4  
5  
6  
7  
8  
9  
10  
11  
12  
13  
14  
15  
16  
17  
18  
19  
20  
21  
22  
23  
24



0  
1  
2  
3  
4  
5  
6  
7  
8  
9  
10  
11  
12  
13  
14  
15  
16  
17  
18  
19  
20  
21  
22  
23  
24


A large grid of dotted lines for writing, spanning the entire page area below the header and to the right of the numbers. The grid is composed of small squares formed by dotted lines, providing a guide for handwriting practice.

0  
1  
2  
3  
4  
5  
6  
7  
8  
9  
10  
11  
12  
13  
14  
15  
16  
17  
18  
19  
20  
21  
22  
23  
24

The main body of the page is a large grid of dotted lines, intended for writing. A vertical line is drawn at the first column after the time column, creating a narrow column for time and a wide area for notes. The grid extends from the top of the page down to the bottom, and across most of the width.


0  
1  
2  
3  
4  
5  
6  
7  
8  
9  
10  
11  
12  
13  
14  
15  
16  
17  
18  
19  
20  
21  
22  
23  
24

0  
1  
2  
3  
4  
5  
6  
7  
8  
9  
10  
11  
12  
13  
14  
15  
16  
17  
18  
19  
20  
21  
22  
23  
24






0  
1  
2  
3  
4  
5  
6  
7  
8  
9  
10  
11  
12  
13  
14  
15  
16  
17  
18  
19  
20  
21  
22  
23  
24




0  
1  
2  
3  
4  
5  
6  
7  
8  
9  
10  
11  
12  
13  
14  
15  
16  
17  
18  
19  
20  
21  
22  
23  
24




0  
1  
2  
3  
4  
5  
6  
7  
8  
9  
10  
11  
12  
13  
14  
15  
16  
17  
18  
19  
20  
21  
22  
23  
24

0  
1  
2  
3  
4  
5  
6  
7  
8  
9  
10  
11  
12  
13  
14  
15  
16  
17  
18  
19  
20  
21  
22  
23  
24




0  
1  
2  
3  
4  
5  
6  
7  
8  
9  
10  
11  
12  
13  
14  
15  
16  
17  
18  
19  
20  
21  
22  
23  
24

0  
1  
2  
3  
4  
5  
6  
7  
8  
9  
10  
11  
12  
13  
14  
15  
16  
17  
18  
19  
20  
21  
22  
23  
24



0  
1  
2  
3  
4  
5  
6  
7  
8  
9  
10  
11  
12  
13  
14  
15  
16  
17  
18  
19  
20  
21  
22  
23  
24

0  
1  
2  
3  
4  
5  
6  
7  
8  
9  
10  
11  
12  
13  
14  
15  
16  
17  
18  
19  
20  
21  
22  
23  
24






0  
1  
2  
3  
4  
5  
6  
7  
8  
9  
10  
11  
12  
13  
14  
15  
16  
17  
18  
19  
20  
21  
22  
23  
24

The page contains a large grid of dotted lines for writing. A vertical line is drawn at the first column of the grid, creating a narrow column on the left side. This column is used for writing the time of day, with numbers 0 through 24 listed vertically. The rest of the page is a wide grid of dotted lines for taking notes.


0  
1  
2  
3  
4  
5  
6  
7  
8  
9  
10  
11  
12  
13  
14  
15  
16  
17  
18  
19  
20  
21  
22  
23  
24



0  
1  
2  
3  
4  
5  
6  
7  
8  
9  
10  
11  
12  
13  
14  
15  
16  
17  
18  
19  
20  
21  
22  
23  
24

A large grid of dotted lines for writing, spanning the entire page area below the header and to the right of the row numbers. The grid is composed of small squares formed by dotted lines, providing a guide for handwriting practice.


0  
1  
2  
3  
4  
5  
6  
7  
8  
9  
10  
11  
12  
13  
14  
15  
16  
17  
18  
19  
20  
21  
22  
23  
24




0  
1  
2  
3  
4  
5  
6  
7  
8  
9  
10  
11  
12  
13  
14  
15  
16  
17  
18  
19  
20  
21  
22  
23  
24




0  
1  
2  
3  
4  
5  
6  
7  
8  
9  
10  
11  
12  
13  
14  
15  
16  
17  
18  
19  
20  
21  
22  
23  
24



0  
1  
2  
3  
4  
5  
6  
7  
8  
9  
10  
11  
12  
13  
14  
15  
16  
17  
18  
19  
20  
21  
22  
23  
24




0  
1  
2  
3  
4  
5  
6  
7  
8  
9  
10  
11  
12  
13  
14  
15  
16  
17  
18  
19  
20  
21  
22  
23  
24





0  
1  
2  
3  
4  
5  
6  
7  
8  
9  
10  
11  
12  
13  
14  
15  
16  
17  
18  
19  
20  
21  
22  
23  
24


0  
1  
2  
3  
4  
5  
6  
7  
8  
9  
10  
11  
12  
13  
14  
15  
16  
17  
18  
19  
20  
21  
22  
23  
24




0  
1  
2  
3  
4  
5  
6  
7  
8  
9  
10  
11  
12  
13  
14  
15  
16  
17  
18  
19  
20  
21  
22  
23  
24

A large grid of dotted lines for writing, spanning the entire page area below the header and to the right of the time column. The grid is composed of small squares formed by dotted lines, providing a guide for handwriting practice.

0  
1  
2  
3  
4  
5  
6  
7  
8  
9  
10  
11  
12  
13  
14  
15  
16  
17  
18  
19  
20  
21  
22  
23  
24




0	
1	
2	
3	
4	
5	
6	
7	
8	
9	
10	
11	
12	
13	
14	
15	
16	
17	
18	
19	
20	
21	
22	
23	
24	



0  
1  
2  
3  
4  
5  
6  
7  
8  
9  
10  
11  
12  
13  
14  
15  
16  
17  
18  
19  
20  
21  
22  
23  
24

A large grid of dotted lines for writing, with a vertical line separating the time column from the main grid.

0  
1  
2  
3  
4  
5  
6  
7  
8  
9  
10  
11  
12  
13  
14  
15  
16  
17  
18  
19  
20  
21  
22  
23  
24






0  
1  
2  
3  
4  
5  
6  
7  
8  
9  
10  
11  
12  
13  
14  
15  
16  
17  
18  
19  
20  
21  
22  
23  
24


A large grid of dotted lines for writing, with a vertical line separating the time column from the main grid.

.0  
.1  
.2  
.3  
.4  
.5  
.6  
.7  
.8  
.9  
.10  
.11  
.12  
.13  
.14  
.15  
.16  
.17  
.18  
.19  
.20  
.21  
.22  
.23  
.24



0  
1  
2  
3  
4  
5  
6  
7  
8  
9  
10  
11  
12  
13  
14  
15  
16  
17  
18  
19  
20  
21  
22  
23  
24

0  
1  
2  
3  
4  
5  
6  
7  
8  
9  
10  
11  
12  
13  
14  
15  
16  
17  
18  
19  
20  
21  
22  
23  
24



This image shows a calendar page for December 31, 2023. The page is divided into a header section and a main grid section. The header section is a dark grey bar at the top, containing the date '12 | 31 SUN' on the left and the year '2023' on the right. The main grid section is a large area with a dotted grid pattern. A vertical line is drawn down the center of the grid, separating the date from the time slots. The time slots are labeled on the left side of the grid, from 0 to 24 in increments of 1. The grid is empty, with no text or markings inside the cells.

0	
1	
2	
3	
4	
5	
6	
7	
8	
9	
10	
11	
12	
13	
14	
15	
16	
17	
18	
19	
20	
21	
22	
23	
24	


.0  
.1  
.2  
.3  
.4  
.5  
.6  
.7  
.8  
.9  
.10  
.11  
.12  
.13  
.14  
.15  
.16  
.17  
.18  
.19  
.20  
.21  
.22  
.23  
.24

The page features a large grid of dotted lines for writing or drawing. A vertical solid line is positioned approximately one-third of the way across the page, creating a narrow column on the left for time entries. The grid extends to the right edge of the page. The time column on the left is labeled with numbers from .0 to .24 in increments of .1, representing hours of the day.

0  
1  
2  
3  
4  
5  
6  
7  
8  
9  
10  
11  
12  
13  
14  
15  
16  
17  
18  
19  
20  
21  
22  
23  
24

A large grid of dotted lines for writing or drawing, covering the majority of the page below the header and time axis. The grid is composed of small squares formed by horizontal and vertical dotted lines, extending from the right edge of the time axis to the right edge of the page.

0  
1  
2  
3  
4  
5  
6  
7  
8  
9  
10  
11  
12  
13  
14  
15  
16  
17  
18  
19  
20  
21  
22  
23  
24







0  
1  
2  
3  
4  
5  
6  
7  
8  
9  
10  
11  
12  
13  
14  
15  
16  
17  
18  
19  
20  
21  
22  
23  
24

The main body of the page is a large grid of dotted lines, intended for scheduling or taking notes. The grid is bounded by a solid line on the left and top, and a solid line on the right and bottom. The vertical axis is labeled with numbers from 0 to 24 on the left side. The horizontal axis is unlabeled but represents the progression of the day.


0  
1  
2  
3  
4  
5  
6  
7  
8  
9  
10  
11  
12  
13  
14  
15  
16  
17  
18  
19  
20  
21  
22  
23  
24



0  
1  
2  
3  
4  
5  
6  
7  
8  
9  
10  
11  
12  
13  
14  
15  
16  
17  
18  
19  
20  
21  
22  
23  
24



0  
1  
2  
3  
4  
5  
6  
7  
8  
9  
10  
11  
12  
13  
14  
15  
16  
17  
18  
19  
20  
21  
22  
23  
24






0  
1  
2  
3  
4  
5  
6  
7  
8  
9  
10  
11  
12  
13  
14  
15  
16  
17  
18  
19  
20  
21  
22  
23  
24

0  
1  
2  
3  
4  
5  
6  
7  
8  
9  
10  
11  
12  
13  
14  
15  
16  
17  
18  
19  
20  
21  
22  
23  
24

A large grid of dotted lines for writing, spanning the rest of the page. The grid is composed of small squares formed by dotted lines, suitable for handwriting practice or general note-taking. The grid covers the entire page area below the header and the time column.

0  
1  
2  
3  
4  
5  
6  
7  
8  
9  
10  
11  
12  
13  
14  
15  
16  
17  
18  
19  
20  
21  
22  
23  
24






0  
1  
2  
3  
4  
5  
6  
7  
8  
9  
10  
11  
12  
13  
14  
15  
16  
17  
18  
19  
20  
21  
22  
23  
24

A large grid of dotted lines for writing, spanning the entire page area below the header and to the right of the time column. The grid is composed of small squares formed by dotted lines, providing a guide for handwriting practice.


0  
1  
2  
3  
4  
5  
6  
7  
8  
9  
10  
11  
12  
13  
14  
15  
16  
17  
18  
19  
20  
21  
22  
23  
24



0  
1  
2  
3  
4  
5  
6  
7  
8  
9  
10  
11  
12  
13  
14  
15  
16  
17  
18  
19  
20  
21  
22  
23  
24

The page contains a large grid of dotted lines for writing. A solid vertical line is positioned on the left side of the grid, approximately one-third of the way across the page. The grid extends from the top header to the bottom of the page and across most of the width.


0  
1  
2  
3  
4  
5  
6  
7  
8  
9  
10  
11  
12  
13  
14  
15  
16  
17  
18  
19  
20  
21  
22  
23  
24



0  
1  
2  
3  
4  
5  
6  
7  
8  
9  
10  
11  
12  
13  
14  
15  
16  
17  
18  
19  
20  
21  
22  
23  
24

A large grid of dotted lines for writing or drawing, covering the majority of the page below the header and the left-side time labels.

0  
1  
2  
3  
4  
5  
6  
7  
8  
9  
10  
11  
12  
13  
14  
15  
16  
17  
18  
19  
20  
21  
22  
23  
24




1 | 18 THU

2024


0  
1  
2  
3  
4  
5  
6  
7  
8  
9  
10  
11  
12  
13  
14  
15  
16  
17  
18  
19  
20  
21  
22  
23  
24

0  
1  
2  
3  
4  
5  
6  
7  
8  
9  
10  
11  
12  
13  
14  
15  
16  
17  
18  
19  
20  
21  
22  
23  
24






0  
1  
2  
3  
4  
5  
6  
7  
8  
9  
10  
11  
12  
13  
14  
15  
16  
17  
18  
19  
20  
21  
22  
23  
24



0  
1  
2  
3  
4  
5  
6  
7  
8  
9  
10  
11  
12  
13  
14  
15  
16  
17  
18  
19  
20  
21  
22  
23  
24




1 | 22 MON

2024

0  
1  
2  
3  
4  
5  
6  
7  
8  
9  
10  
11  
12  
13  
14  
15  
16  
17  
18  
19  
20  
21  
22  
23  
24


0  
1  
2  
3  
4  
5  
6  
7  
8  
9  
10  
11  
12  
13  
14  
15  
16  
17  
18  
19  
20  
21  
22  
23  
24



0  
1  
2  
3  
4  
5  
6  
7  
8  
9  
10  
11  
12  
13  
14  
15  
16  
17  
18  
19  
20  
21  
22  
23  
24

A large grid of dotted lines for writing, spanning the entire page area below the header and to the right of the time labels. The grid is composed of small squares formed by dotted lines, providing a guide for handwriting practice.


0  
1  
2  
3  
4  
5  
6  
7  
8  
9  
10  
11  
12  
13  
14  
15  
16  
17  
18  
19  
20  
21  
22  
23  
24



0  
1  
2  
3  
4  
5  
6  
7  
8  
9  
10  
11  
12  
13  
14  
15  
16  
17  
18  
19  
20  
21  
22  
23  
24

The page features a large grid of dotted lines for writing. A vertical line is drawn at the first column of the grid, creating a narrow column for time entries. The grid extends to the right and bottom of the page, providing ample space for notes and activities.

0  
1  
2  
3  
4  
5  
6  
7  
8  
9  
10  
11  
12  
13  
14  
15  
16  
17  
18  
19  
20  
21  
22  
23  
24






1 | 28 SUN

2024

0  
1  
2  
3  
4  
5  
6  
7  
8  
9  
10  
11  
12  
13  
14  
15  
16  
17  
18  
19  
20  
21  
22  
23  
24




0  
1  
2  
3  
4  
5  
6  
7  
8  
9  
10  
11  
12  
13  
14  
15  
16  
17  
18  
19  
20  
21  
22  
23  
24



0  
1  
2  
3  
4  
5  
6  
7  
8  
9  
10  
11  
12  
13  
14  
15  
16  
17  
18  
19  
20  
21  
22  
23  
24

A large grid of dotted lines for writing or drawing, covering the majority of the page below the header. The grid is composed of small, evenly spaced dots forming a continuous pattern.

0  
1  
2  
3  
4  
5  
6  
7  
8  
9  
10  
11  
12  
13  
14  
15  
16  
17  
18  
19  
20  
21  
22  
23  
24




2 | 1 THU

2024

0  
1  
2  
3  
4  
5  
6  
7  
8  
9  
10  
11  
12  
13  
14  
15  
16  
17  
18  
19  
20  
21  
22  
23  
24

The page contains a grid of dashed lines for writing. A vertical line is drawn after the first column, which contains the hour numbers 0 through 24. The rest of the page is a large grid of dashed lines, intended for writing notes or activities for each hour.


0  
1  
2  
3  
4  
5  
6  
7  
8  
9  
10  
11  
12  
13  
14  
15  
16  
17  
18  
19  
20  
21  
22  
23  
24



0  
1  
2  
3  
4  
5  
6  
7  
8  
9  
10  
11  
12  
13  
14  
15  
16  
17  
18  
19  
20  
21  
22  
23  
24

A large grid of dotted lines for writing, with a vertical line separating the header area from the main grid. The grid is composed of small squares, with a vertical line on the left side and a horizontal line at the top. The header area is shaded and contains the text '2 | 3 SAT' and '2024'. The main grid is a large area of dotted lines for writing.

0  
1  
2  
3  
4  
5  
6  
7  
8  
9  
10  
11  
12  
13  
14  
15  
16  
17  
18  
19  
20  
21  
22  
23  
24






0  
1  
2  
3  
4  
5  
6  
7  
8  
9  
10  
11  
12  
13  
14  
15  
16  
17  
18  
19  
20  
21  
22  
23  
24

A large grid of dotted lines for writing, spanning the entire page below the header and to the right of the time column.


0  
1  
2  
3  
4  
5  
6  
7  
8  
9  
10  
11  
12  
13  
14  
15  
16  
17  
18  
19  
20  
21  
22  
23  
24



0  
1  
2  
3  
4  
5  
6  
7  
8  
9  
10  
11  
12  
13  
14  
15  
16  
17  
18  
19  
20  
21  
22  
23  
24

The page contains a large grid of dotted lines for writing. A vertical line is drawn at the first dotted column after the header. The grid extends from the top of the page to the bottom, and from the vertical line to the right edge of the page. The time column on the left is also filled with dotted lines.

.0  
.1  
.2  
.3  
.4  
.5  
.6  
.7  
.8  
.9  
.10  
.11  
.12  
.13  
.14  
.15  
.16  
.17  
.18  
.19  
.20  
.21  
.22  
.23  
.24




2 | 9

FRI

2024


0  
1  
2  
3  
4  
5  
6  
7  
8  
9  
10  
11  
12  
13  
14  
15  
16  
17  
18  
19  
20  
21  
22  
23  
24


0  
1  
2  
3  
4  
5  
6  
7  
8  
9  
10  
11  
12  
13  
14  
15  
16  
17  
18  
19  
20  
21  
22  
23  
24



2 | 11 SUN

2024








0  
1  
2  
3  
4  
5  
6  
7  
8  
9  
10  
11  
12  
13  
14  
15  
16  
17  
18  
19  
20  
21  
22  
23  
24


A large grid area with a dotted pattern, intended for notes or scheduling. The grid is composed of small squares formed by dotted lines. A vertical solid line is positioned approximately one-third of the way across the page, creating a narrow left column for time labels and a wider right area for content. The time labels are placed to the left of this vertical line, aligned with the horizontal dotted lines.

0  
1  
2  
3  
4  
5  
6  
7  
8  
9  
10  
11  
12  
13  
14  
15  
16  
17  
18  
19  
20  
21  
22  
23  
24







0  
1  
2  
3  
4  
5  
6  
7  
8  
9  
10  
11  
12  
13  
14  
15  
16  
17  
18  
19  
20  
21  
22  
23  
24



0  
1  
2  
3  
4  
5  
6  
7  
8  
9  
10  
11  
12  
13  
14  
15  
16  
17  
18  
19  
20  
21  
22  
23  
24




0  
1  
2  
3  
4  
5  
6  
7  
8  
9  
10  
11  
12  
13  
14  
15  
16  
17  
18  
19  
20  
21  
22  
23  
24



0  
1  
2  
3  
4  
5  
6  
7  
8  
9  
10  
11  
12  
13  
14  
15  
16  
17  
18  
19  
20  
21  
22  
23  
24

The grid area is a large rectangular space on the right side of the page, bounded by a vertical line on the left and a horizontal line at the top. It contains a grid of small squares, typical of a notebook page. The grid is intended for taking notes or drawing.

0  
1  
2  
3  
4  
5  
6  
7  
8  
9  
10  
11  
12  
13  
14  
15  
16  
17  
18  
19  
20  
21  
22  
23  
24






0  
1  
2  
3  
4  
5  
6  
7  
8  
9  
10  
11  
12  
13  
14  
15  
16  
17  
18  
19  
20  
21  
22  
23  
24

A large grid of dotted lines for writing, spanning the entire page area below the header and to the right of the time column. The grid is composed of small squares formed by dotted lines, providing a guide for handwriting practice.


0  
1  
2  
3  
4  
5  
6  
7  
8  
9  
10  
11  
12  
13  
14  
15  
16  
17  
18  
19  
20  
21  
22  
23  
24



0  
1  
2  
3  
4  
5  
6  
7  
8  
9  
10  
11  
12  
13  
14  
15  
16  
17  
18  
19  
20  
21  
22  
23  
24

A large grid of dotted lines for writing, spanning from approximately x=333 to x=939 and y=85 to y=956. The grid is composed of small squares, with a vertical line at x=333 and a horizontal line at y=85. The grid is intended for writing notes or tasks for each hour of the day.


0  
1  
2  
3  
4  
5  
6  
7  
8  
9  
10  
11  
12  
13  
14  
15  
16  
17  
18  
19  
20  
21  
22  
23  
24



0  
1  
2  
3  
4  
5  
6  
7  
8  
9  
10  
11  
12  
13  
14  
15  
16  
17  
18  
19  
20  
21  
22  
23  
24

The page contains a large grid of dotted lines for writing or drawing. A vertical line is drawn between the time column and the main grid. The grid is composed of 25 rows and approximately 30 columns of dotted lines.

0  
1  
2  
3  
4  
5  
6  
7  
8  
9  
10  
11  
12  
13  
14  
15  
16  
17  
18  
19  
20  
21  
22  
23  
24



0  
1  
2  
3  
4  
5  
6  
7  
8  
9  
10  
11  
12  
13  
14  
15  
16  
17  
18  
19  
20  
21  
22  
23  
24

A large grid of dotted lines for writing, spanning the rest of the page. The grid is composed of small squares formed by dotted lines, providing a guide for handwriting practice. The grid covers the entire page area below the header and the time column.


This page features a large grid of dotted lines for writing. A vertical line is positioned on the left side, approximately one-third of the way across the page. Three horizontal lines are drawn across the page at row indices 7, 12, and 18, dividing the grid into sections. The grid extends from row 0 to row 24.



0  
1  
2  
3  
4  
5  
6  
7  
8  
9  
10  
11  
12  
13  
14  
15  
16  
17  
18  
19  
20  
21  
22  
23  
24

A large grid area with dashed horizontal and vertical lines, used for writing or drawing. The grid covers the majority of the page below the header and to the right of the time labels.

0  
1  
2  
3  
4  
5  
6  
7  
8  
9  
10  
11  
12  
13  
14  
15  
16  
17  
18  
19  
20  
21  
22  
23  
24



0  
1  
2  
3  
4  
5  
6  
7  
8  
9  
10  
11  
12  
13  
14  
15  
16  
17  
18  
19  
20  
21  
22  
23  
24

A large grid of dotted lines for writing, with a vertical line separating the header area from the main grid. The grid is composed of small squares, with a vertical line on the left side and a horizontal line at the top. The header area is shaded and contains the text '3 | 2 SAT' and '2024'. The main grid is a large area of dotted lines for writing, with a vertical line on the left side and a horizontal line at the top. The grid is composed of small squares, with a vertical line on the left side and a horizontal line at the top. The header area is shaded and contains the text '3 | 2 SAT' and '2024'. The main grid is a large area of dotted lines for writing, with a vertical line on the left side and a horizontal line at the top.

This page features a large grid of dotted lines for writing. A vertical line is drawn down the center of the page, creating two columns. The left column is wider than the right column. On the far left, there is a narrow margin containing numbers from 0 to 24, with a period after each number (e.g., .0, .1, .2, etc.).


.0		
.1		
.2		
.3		
.4		
.5		
.6		
.7		
.8		
.9		
.10		
.11		
.12		
.13		
.14		
.15		
.16		
.17		
.18		
.19		
.20		
.21		
.22		
.23		
.24		

0  
1  
2  
3  
4  
5  
6  
7  
8  
9  
10  
11  
12  
13  
14  
15  
16  
17  
18  
19  
20  
21  
22  
23  
24

A large grid of dotted lines for writing, spanning the entire page area below the header and to the right of the time labels. The grid is composed of small squares formed by dotted lines, providing a guide for handwriting practice.

.0  
.1  
.2  
.3  
.4  
.5  
.6  
.7  
.8  
.9  
.10  
.11  
.12  
.13  
.14  
.15  
.16  
.17  
.18  
.19  
.20  
.21  
.22  
.23  
.24

0  
1  
2  
3  
4  
5  
6  
7  
8  
9  
10  
11  
12  
13  
14  
15  
16  
17  
18  
19  
20  
21  
22  
23  
24





This page contains a large grid of dotted lines for writing. A vertical line is positioned on the left side, approximately one-third of the way across the page. Three horizontal lines are drawn across the page at rows 7, 12, and 18, dividing the grid into sections. The grid extends from row 0 to row 24.




0  
1  
2  
3  
4  
5  
6  
7  
8  
9  
10  
11  
12  
13  
14  
15  
16  
17  
18  
19  
20  
21  
22  
23  
24

A large grid of dotted lines for writing, spanning the entire page below the header and to the right of the time column. The grid is composed of small squares formed by dotted lines, providing a guide for handwriting practice.





0  
1  
2  
3  
4  
5  
6  
7  
8  
9  
10  
11  
12  
13  
14  
15  
16  
17  
18  
19  
20  
21  
22  
23  
24




0  
1  
2  
3  
4  
5  
6  
7  
8  
9  
10  
11  
12  
13  
14  
15  
16  
17  
18  
19  
20  
21  
22  
23  
24

A large grid of dotted lines for writing or drawing, with a vertical line separating the time column from the main grid.

The page contains a large grid of dotted lines for writing. A vertical line is positioned on the left side, approximately one-third of the way across the page. Three horizontal lines are drawn across the page at rows 7, 12, and 18, dividing the grid into sections. The rows are numbered from 0 to 24 on the left side of the page.




0  
1  
2  
3  
4  
5  
6  
7  
8  
9  
10  
11  
12  
13  
14  
15  
16  
17  
18  
19  
20  
21  
22  
23  
24





This page contains a large grid of dotted lines for writing. The grid is divided into two main sections by a vertical line. The left section is a narrow column with rows numbered from 0 to 24. The right section is a wide area with columns numbered from 1 to 24. The grid is intended for students to write their answers to the SAT questions on this page.

0  
1  
2  
3  
4  
5  
6  
7  
8  
9  
10  
11  
12  
13  
14  
15  
16  
17  
18  
19  
20  
21  
22  
23  
24



0  
1  
2  
3  
4  
5  
6  
7  
8  
9  
10  
11  
12  
13  
14  
15  
16  
17  
18  
19  
20  
21  
22  
23  
24


A large grid of dotted lines for writing, spanning the right two-thirds of the page and the bottom two-thirds of the height. The grid is composed of small squares formed by dotted lines, providing a guide for handwriting practice.

The page contains a large grid of dotted lines for writing. A vertical line is positioned on the left side of the grid. Horizontal lines are drawn across the grid at rows 7, 12, and 18. The grid extends from row 0 to row 24.

0  
1  
2  
3  
4  
5  
6  
7  
8  
9  
10  
11  
12  
13  
14  
15  
16  
17  
18  
19  
20  
21  
22  
23  
24


A large grid of dotted lines for writing, with a vertical line separating the time column from the main grid. The grid is designed for daily planning or journaling.

.0  
.1  
.2  
.3  
.4  
.5  
.6  
.7  
.8  
.9  
.10  
.11  
.12  
.13  
.14  
.15  
.16  
.17  
.18  
.19  
.20  
.21  
.22  
.23  
.24



0  
1  
2  
3  
4  
5  
6  
7  
8  
9  
10  
11  
12  
13  
14  
15  
16  
17  
18  
19  
20  
21  
22  
23  
24

0  
1  
2  
3  
4  
5  
6  
7  
8  
9  
10  
11  
12  
13  
14  
15  
16  
17  
18  
19  
20  
21  
22  
23  
24






0  
1  
2  
3  
4  
5  
6  
7  
8  
9  
10  
11  
12  
13  
14  
15  
16  
17  
18  
19  
20  
21  
22  
23  
24

A large grid of dotted lines for writing, with a vertical line separating the time column from the main grid. The grid is designed for a daily schedule or journaling, with the time column on the left and the main grid on the right.


0  
1  
2  
3  
4  
5  
6  
7  
8  
9  
10  
11  
12  
13  
14  
15  
16  
17  
18  
19  
20  
21  
22  
23  
24



0  
1  
2  
3  
4  
5  
6  
7  
8  
9  
10  
11  
12  
13  
14  
15  
16  
17  
18  
19  
20  
21  
22  
23  
24

A large grid of dotted lines for writing, spanning the majority of the page below the header and to the right of the time column. The grid is composed of small, evenly spaced dots forming a continuous pattern.


0  
1  
2  
3  
4  
5  
6  
7  
8  
9  
10  
11  
12  
13  
14  
15  
16  
17  
18  
19  
20  
21  
22  
23  
24



0  
1  
2  
3  
4  
5  
6  
7  
8  
9  
10  
11  
12  
13  
14  
15  
16  
17  
18  
19  
20  
21  
22  
23  
24

A large grid of dotted lines for writing, spanning the rest of the page. The grid is composed of small squares formed by dotted lines, providing a guide for handwriting practice. The grid covers the entire page area below the header and the time labels on the left.

0  
1  
2  
3  
4  
5  
6  
7  
8  
9  
10  
11  
12  
13  
14  
15  
16  
17  
18  
19  
20  
21  
22  
23  
24



0  
1  
2  
3  
4  
5  
6  
7  
8  
9  
10  
11  
12  
13  
14  
15  
16  
17  
18  
19  
20  
21  
22  
23  
24

A large grid of dotted lines for writing, with a vertical line separating the time column from the main writing area. The grid covers the entire page below the header and to the right of the time column.

0  
1  
2  
3  
4  
5  
6  
7  
8  
9  
10  
11  
12  
13  
14  
15  
16  
17  
18  
19  
20  
21  
22  
23  
24

