

0
1
2
3
4
5
6
7
8
9
10
11
12
13
14
15
16
17
18
19
20
21
22
23
24

The page contains a large grid of dotted lines for writing. A vertical line is drawn at the second column from the left, separating the time column from the rest of the page. The grid extends from the top header to the bottom of the page.


1

| 2

MON

2023

0
1
2
3
4
5
6
7
8
9
10
11
12
13
14
15
16
17
18
19
20
21
22
23
24



0
1
2
3
4
5
6
7
8
9
10
11
12
13
14
15
16
17
18
19
20
21
22
23
24

0
1
2
3
4
5
6
7
8
9
10
11
12
13
14
15
16
17
18
19
20
21
22
23
24

A large grid of dotted lines for writing, with a vertical line separating the header area from the main grid. The grid is composed of small squares, with a vertical line running down the left side of the main grid area, approximately one-third of the way from the left edge. The header area at the top is shaded and contains the text '1 | 6 FRI' and '2023'. The main grid area is filled with a pattern of small squares, with a vertical line running down the left side of the main grid area, approximately one-third of the way from the left edge. The grid is composed of small squares, with a vertical line running down the left side of the main grid area, approximately one-third of the way from the left edge.

0
1
2
3
4
5
6
7
8
9
10
11
12
13
14
15
16
17
18
19
20
21
22
23
24

A large grid of dotted lines for writing, with a vertical line separating the header area from the main grid. The grid is composed of small squares, with a vertical line on the left side and a horizontal line at the top. The header area contains the text '1 | 7 SAT' and '2023'. The main grid is a large area of dotted lines for writing.

0
1
2
3
4
5
6
7
8
9
10
11
12
13
14
15
16
17
18
19
20
21
22
23
24

The main body of the page is a large grid of dotted lines, intended for writing or drawing. A vertical line is drawn down the page, approximately one-third of the way from the left edge, separating the header information from the main grid area.

0
1
2
3
4
5
6
7
8
9
10
11
12
13
14
15
16
17
18
19
20
21
22
23
24

The page features a large grid of dotted lines for writing. A vertical line is drawn at the first column of the grid, creating a narrow column for time entries. The grid extends to the right edge of the page, providing ample space for notes and tasks.

0
1
2
3
4
5
6
7
8
9
10
11
12
13
14
15
16
17
18
19
20
21
22
23
24

0
1
2
3
4
5
6
7
8
9
10
11
12
13
14
15
16
17
18
19
20
21
22
23
24


A large grid of dotted lines for writing, spanning the entire page area below the header and to the right of the row numbers. The grid is composed of small squares formed by dotted lines, providing a guide for handwriting practice.

0
1
2
3
4
5
6
7
8
9
10
11
12
13
14
15
16
17
18
19
20
21
22
23
24


0
1
2
3
4
5
6
7
8
9
10
11
12
13
14
15
16
17
18
19
20
21
22
23
24

A large grid of dotted lines for writing, with a vertical line separating the time column from the main writing area.

0
1
2
3
4
5
6
7
8
9
10
11
12
13
14
15
16
17
18
19
20
21
22
23
24




0
1
2
3
4
5
6
7
8
9
10
11
12
13
14
15
16
17
18
19
20
21
22
23
24




0
1
2
3
4
5
6
7
8
9
10
11
12
13
14
15
16
17
18
19
20
21
22
23
24


0
1
2
3
4
5
6
7
8
9
10
11
12
13
14
15
16
17
18
19
20
21
22
23
24




0
1
2
3
4
5
6
7
8
9
10
11
12
13
14
15
16
17
18
19
20
21
22
23
24



0
1
2
3
4
5
6
7
8
9
10
11
12
13
14
15
16
17
18
19
20
21
22
23
24



0
1
2
3
4
5
6
7
8
9
10
11
12
13
14
15
16
17
18
19
20
21
22
23
24




.0
.1
.2
.3
.4
.5
.6
.7
.8
.9
.10
.11
.12
.13
.14
.15
.16
.17
.18
.19
.20
.21
.22
.23
.24

0
1
2
3
4
5
6
7
8
9
10
11
12
13
14
15
16
17
18
19
20
21
22
23
24

The main body of the page is a large grid of dotted lines, typical of a composition notebook. A vertical line is drawn down the page, approximately one-third of the way from the left edge, creating a narrow column for writing. The grid extends to the right edge of the page.

0
1
2
3
4
5
6
7
8
9
10
11
12
13
14
15
16
17
18
19
20
21
22
23
24

0
1
2
3
4
5
6
7
8
9
10
11
12
13
14
15
16
17
18
19
20
21
22
23
24




0
1
2
3
4
5
6
7
8
9
10
11
12
13
14
15
16
17
18
19
20
21
22
23
24

A grid of dotted lines for writing, with a vertical line separating the time column from the main writing area.


The page contains a large grid of dotted lines for writing. A vertical line is positioned at the first column after the header. Three horizontal lines are drawn across the grid at rows 7, 12, and 18, creating sections of 7, 5, and 6 rows respectively. The rows are numbered from 0 to 24 on the left side of the grid.

0
1
2
3
4
5
6
7
8
9
10
11
12
13
14
15
16
17
18
19
20
21
22
23
24


0
1
2
3
4
5
6
7
8
9
10
11
12
13
14
15
16
17
18
19
20
21
22
23
24



0
1
2
3
4
5
6
7
8
9
10
11
12
13
14
15
16
17
18
19
20
21
22
23
24



0
1
2
3
4
5
6
7
8
9
10
11
12
13
14
15
16
17
18
19
20
21
22
23
24



0
1
2
3
4
5
6
7
8
9
10
11
12
13
14
15
16
17
18
19
20
21
22
23
24

The page contains a large grid of dotted lines for writing. A vertical line is drawn at the first column of the grid, creating a narrow column for time entries. The grid extends to the right edge of the page.

The page contains a large grid of dotted lines for writing. A vertical line is positioned on the left side, approximately one-third of the way across the page. Three horizontal lines are drawn across the page at rows 7, 12, and 18, dividing the grid into sections. The grid extends from row 0 to row 24.


2 | 8 WED

2023


0
1
2
3
4
5
6
7
8
9
10
11
12
13
14
15
16
17
18
19
20
21
22
23
24

0
1
2
3
4
5
6
7
8
9
10
11
12
13
14
15
16
17
18
19
20
21
22
23
24

0
1
2
3
4
5
6
7
8
9
10
11
12
13
14
15
16
17
18
19
20
21
22
23
24




0
1
2
3
4
5
6
7
8
9
10
11
12
13
14
15
16
17
18
19
20
21
22
23
24



0
1
2
3
4
5
6
7
8
9
10
11
12
13
14
15
16
17
18
19
20
21
22
23
24


0
1
2
3
4
5
6
7
8
9
10
11
12
13
14
15
16
17
18
19
20
21
22
23
24


0
1
2
3
4
5
6
7
8
9
10
11
12
13
14
15
16
17
18
19
20
21
22
23
24



0
1
2
3
4
5
6
7
8
9
10
11
12
13
14
15
16
17
18
19
20
21
22
23
24

0
1
2
3
4
5
6
7
8
9
10
11
12
13
14
15
16
17
18
19
20
21
22
23
24






This page features a large grid of dotted lines for writing. A vertical line runs down the center of the page. Horizontal lines are drawn across the grid at rows 7, 12, and 18. The grid is otherwise empty, providing space for notes or calculations.


The page features a large grid for time management. The grid is composed of small squares, with a dotted pattern for most of the area. A solid vertical line runs down the left side of the grid, starting from the header. Three horizontal lines cross the grid at the 7, 12, and 18-minute marks, dividing the day into three main sections. The numbers 0 through 24 are listed on the left side of the grid, corresponding to each minute. The grid is otherwise empty, providing a space for writing or drawing.

0
1
2
3
4
5
6
7
8
9
10
11
12
13
14
15
16
17
18
19
20
21
22
23
24



0
1
2
3
4
5
6
7
8
9
10
11
12
13
14
15
16
17
18
19
20
21
22
23
24


A large grid of dotted lines for writing, spanning the entire page area below the header and to the right of the time labels. The grid is composed of small squares formed by dotted lines, providing a guide for handwriting practice.




0
1
2
3
4
5
6
7
8
9
10
11
12
13
14
15
16
17
18
19
20
21
22
23
24

A large grid of dotted lines for writing, with a vertical line separating the time column from the main grid.


0
1
2
3
4
5
6
7
8
9
10
11
12
13
14
15
16
17
18
19
20
21
22
23
24



0
1
2
3
4
5
6
7
8
9
10
11
12
13
14
15
16
17
18
19
20
21
22
23
24



0
1
2
3
4
5
6
7
8
9
10
11
12
13
14
15
16
17
18
19
20
21
22
23
24




0
1
2
3
4
5
6
7
8
9
10
11
12
13
14
15
16
17
18
19
20
21
22
23
24

0
1
2
3
4
5
6
7
8
9
10
11
12
13
14
15
16
17
18
19
20
21
22
23
24

0
1
2
3
4
5
6
7
8
9
10
11
12
13
14
15
16
17
18
19
20
21
22
23
24

The page contains a large grid of dotted lines for writing. A vertical line is drawn between the time column and the rest of the page. The grid is composed of small squares, with the time column being slightly wider than the other columns. The grid extends from the top of the page down to the bottom, and across most of the width.

0
1
2
3
4
5
6
7
8
9
10
11
12
13
14
15
16
17
18
19
20
21
22
23
24



0
1
2
3
4
5
6
7
8
9
10
11
12
13
14
15
16
17
18
19
20
21
22
23
24

A large grid of dotted lines for writing, with a vertical line separating the header area from the main grid. The grid is composed of small squares, with a vertical line running down the left side, approximately one-third of the way across the page. The header area is a dark grey rectangle at the top left, containing the text '3 | 4 SAT' and '2023'. The main grid area is white with a light grey border and a vertical line on the left side. The numbers 0 through 24 are listed vertically on the far left side of the grid, aligned with the horizontal dotted lines.

This page features a large grid of dotted lines for writing. A vertical line is positioned on the left side, approximately one-third of the way across the page. Three horizontal lines are drawn across the page at rows 7, 12, and 18, creating three distinct vertical columns. The grid extends from row 0 to row 24.

This page features a grid of dotted lines for writing. A vertical line is positioned on the left side, approximately one-third of the way across the page. Three horizontal lines are drawn across the page at rows 7, 12, and 18, dividing the grid into sections. The rows are numbered on the left side from 0 to 24.


0
1
2
3
4
5
6
7
8
9
10
11
12
13
14
15
16
17
18
19
20
21
22
23
24

This page contains a large grid of dotted lines for writing. The grid is divided into three main sections by horizontal lines at rows 7, 12, and 18. The left side of the page is a header area containing the date '3 | 9 THU' and the year '2023'. The grid extends from row 0 to row 24.


0
1
2
3
4
5
6
7
8
9
10
11
12
13
14
15
16
17
18
19
20
21
22
23
24

The page features a large grid of dotted lines for writing. A vertical line is positioned approximately one-third of the way across the page, creating a narrow column on the left for time entries. The grid extends from the top header to the bottom of the page, with horizontal lines corresponding to the time labels in the left margin.


0
1
2
3
4
5
6
7
8
9
10
11
12
13
14
15
16
17
18
19
20
21
22
23
24



0
1
2
3
4
5
6
7
8
9
10
11
12
13
14
15
16
17
18
19
20
21
22
23
24



0
1
2
3
4
5
6
7
8
9
10
11
12
13
14
15
16
17
18
19
20
21
22
23
24




0
1
2
3
4
5
6
7
8
9
10
11
12
13
14
15
16
17
18
19
20
21
22
23
24

0
1
2
3
4
5
6
7
8
9
10
11
12
13
14
15
16
17
18
19
20
21
22
23
24


A large grid of dotted lines for writing, with a vertical line separating the time column from the main writing area.

0
1
2
3
4
5
6
7
8
9
10
11
12
13
14
15
16
17
18
19
20
21
22
23
24


0
1
2
3
4
5
6
7
8
9
10
11
12
13
14
15
16
17
18
19
20
21
22
23
24



0
1
2
3
4
5
6
7
8
9
10
11
12
13
14
15
16
17
18
19
20
21
22
23
24




0
1
2
3
4
5
6
7
8
9
10
11
12
13
14
15
16
17
18
19
20
21
22
23
24



0
1
2
3
4
5
6
7
8
9
10
11
12
13
14
15
16
17
18
19
20
21
22
23
24


The page features a large grid of dotted lines for writing. A vertical line is positioned to the right of the header, creating a narrow column for the date and day. The main grid is composed of horizontal and vertical dotted lines, forming a series of small squares. The numbers 0 through 24 are listed on the left side of the page, corresponding to the rows of the grid.



0
1
2
3
4
5
6
7
8
9
10
11
12
13
14
15
16
17
18
19
20
21
22
23
24


The page features a large grid of dotted lines for writing. A vertical line is drawn between the time column and the rest of the page. The time column contains numbers from 0 to 24, representing hours. The main grid is intended for writing notes or tasks for each hour.

0
1
2
3
4
5
6
7
8
9
10
11
12
13
14
15
16
17
18
19
20
21
22
23
24




0
1
2
3
4
5
6
7
8
9
10
11
12
13
14
15
16
17
18
19
20
21
22
23
24

0
1
2
3
4
5
6
7
8
9
10
11
12
13
14
15
16
17
18
19
20
21
22
23
24



This page features a large grid of dotted lines for writing. A vertical line is positioned on the left side, approximately one-third of the way across the page. Three horizontal lines are drawn across the page at the 7, 12, and 18-minute marks on the left-hand side. The grid is composed of small squares, with the vertical line and horizontal lines creating larger rectangular sections for writing.

0
1
2
3
4
5
6
7
8
9
10
11
12
13
14
15
16
17
18
19
20
21
22
23
24



0
1
2
3
4
5
6
7
8
9
10
11
12
13
14
15
16
17
18
19
20
21
22
23
24


0
1
2
3
4
5
6
7
8
9
10
11
12
13
14
15
16
17
18
19
20
21
22
23
24

A large grid of dotted lines for writing, with a vertical line separating the time column from the main writing area.


0
1
2
3
4
5
6
7
8
9
10
11
12
13
14
15
16
17
18
19
20
21
22
23
24


The page contains a large grid of dotted lines for writing. A vertical line is drawn at the first column of the grid, creating a narrow column for time entries. The grid extends to the right edge of the page. The time column is labeled with numbers from 0 to 24, representing hours of the day.

0
1
2
3
4
5
6
7
8
9
10
11
12
13
14
15
16
17
18
19
20
21
22
23
24



0
1
2
3
4
5
6
7
8
9
10
11
12
13
14
15
16
17
18
19
20
21
22
23
24






0
1
2
3
4
5
6
7
8
9
10
11
12
13
14
15
16
17
18
19
20
21
22
23
24

The main body of the page is a large grid of dotted lines, intended for writing. A vertical line is drawn between the time column and the rest of the grid. The grid is composed of small squares, with the time column being wider than the individual squares. The grid extends from the top of the page down to the bottom, and across most of the width.

.0
.1
.2
.3
.4
.5
.6
.7
.8
.9
.10
.11
.12
.13
.14
.15
.16
.17
.18
.19
.20
.21
.22
.23
.24

0
1
2
3
4
5
6
7
8
9
10
11
12
13
14
15
16
17
18
19
20
21
22
23
24




0
1
2
3
4
5
6
7
8
9
10
11
12
13
14
15
16
17
18
19
20
21
22
23
24

A large grid of dotted lines for writing, with a vertical line separating the time column from the main writing area.


0
1
2
3
4
5
6
7
8
9
10
11
12
13
14
15
16
17
18
19
20
21
22
23
24

.0
.1
.2
.3
.4
.5
.6
.7
.8
.9
.10
.11
.12
.13
.14
.15
.16
.17
.18
.19
.20
.21
.22
.23
.24



The page contains a large grid of dotted lines for writing. A vertical line is positioned on the left side, approximately one-third of the way across the page. Three horizontal lines are drawn across the page at the 7, 12, and 18-minute marks on the left margin. The grid extends from the top margin down to the bottom margin and from the vertical line to the right edge of the page.

0
1
2
3
4
5
6
7
8
9
10
11
12
13
14
15
16
17
18
19
20
21
22
23
24




0
1
2
3
4
5
6
7
8
9
10
11
12
13
14
15
16
17
18
19
20
21
22
23
24

0
1
2
3
4
5
6
7
8
9
10
11
12
13
14
15
16
17
18
19
20
21
22
23
24


A large grid of dotted lines for writing, with a vertical line separating the time column from the main writing area. The grid covers the entire page below the header and to the right of the time column.


0
1
2
3
4
5
6
7
8
9
10
11
12
13
14
15
16
17
18
19
20
21
22
23
24

0
1
2
3
4
5
6
7
8
9
10
11
12
13
14
15
16
17
18
19
20
21
22
23
24




0
1
2
3
4
5
6
7
8
9
10
11
12
13
14
15
16
17
18
19
20
21
22
23
24





0
1
2
3
4
5
6
7
8
9
10
11
12
13
14
15
16
17
18
19
20
21
22
23
24


0
1
2
3
4
5
6
7
8
9
10
11
12
13
14
15
16
17
18
19
20
21
22
23
24



0
1
2
3
4
5
6
7
8
9
10
11
12
13
14
15
16
17
18
19
20
21
22
23
24


A large grid of dotted lines for writing, spanning the right side of the page from the top header to the bottom margin. The grid is composed of small squares formed by horizontal and vertical dotted lines. The vertical lines are spaced evenly across the page, and the horizontal lines are spaced evenly, creating a consistent grid pattern for writing.

0
1
2
3
4
5
6
7
8
9
10
11
12
13
14
15
16
17
18
19
20
21
22
23
24




0
1
2
3
4
5
6
7
8
9
10
11
12
13
14
15
16
17
18
19
20
21
22
23
24

A large grid of dotted lines for writing, spanning the entire page below the header and to the right of the numbers. The grid consists of small squares formed by dotted lines, providing a guide for handwriting practice.




This page features a large grid of dotted lines for writing. A vertical line is positioned on the left side, and horizontal lines are drawn at the 7, 12, and 18-minute marks on the left margin. The grid is intended for scheduling or time management.

0
1
2
3
4
5
6
7
8
9
10
11
12
13
14
15
16
17
18
19
20
21
22
23
24



0
1
2
3
4
5
6
7
8
9
10
11
12
13
14
15
16
17
18
19
20
21
22
23
24


0
1
2
3
4
5
6
7
8
9
10
11
12
13
14
15
16
17
18
19
20
21
22
23
24




0
1
2
3
4
5
6
7
8
9
10
11
12
13
14
15
16
17
18
19
20
21
22
23
24

The page features a large grid of dotted lines for writing or drawing. The grid is composed of small squares, with a vertical line on the left side separating the time column from the main grid area. The grid extends from the top of the page down to the bottom, and across most of the width, leaving a narrow margin on the right side.


0
1
2
3
4
5
6
7
8
9
10
11
12
13
14
15
16
17
18
19
20
21
22
23
24



0
1
2
3
4
5
6
7
8
9
10
11
12
13
14
15
16
17
18
19
20
21
22
23
24



0
1
2
3
4
5
6
7
8
9
10
11
12
13
14
15
16
17
18
19
20
21
22
23
24




0
1
2
3
4
5
6
7
8
9
10
11
12
13
14
15
16
17
18
19
20
21
22
23
24


The page features a large grid of dotted lines for writing. A vertical line is positioned to the right of the header, and horizontal lines are placed at each hour mark from 7 to 18. The grid is intended for daily planning or journaling.

This page features a large grid of dotted lines for writing. A vertical line is positioned on the left side, and horizontal lines are drawn across the grid at rows 7, 12, and 18. The grid extends from row 0 to row 24.

0
1
2
3
4
5
6
7
8
9
10
11
12
13
14
15
16
17
18
19
20
21
22
23
24




0
1
2
3
4
5
6
7
8
9
10
11
12
13
14
15
16
17
18
19
20
21
22
23
24



0
1
2
3
4
5
6
7
8
9
10
11
12
13
14
15
16
17
18
19
20
21
22
23
24


The page features a large grid of dotted lines for writing. A vertical line is drawn at the first column after the time column. The grid extends from the top header to the bottom of the page and across most of the width.

0
1
2
3
4
5
6
7
8
9
10
11
12
13
14
15
16
17
18
19
20
21
22
23
24




The page features a large grid of dotted lines for writing. A vertical line is positioned on the left side, approximately one-third of the way across the page. Three horizontal lines are drawn across the page at the 7, 12, and 18-minute marks on the left margin. The grid extends from the top margin down to the bottom of the page and from the vertical line to the right edge.

0
1
2
3
4
5
6
7
8
9
10
11
12
13
14
15
16
17
18
19
20
21
22
23
24




0
1
2
3
4
5
6
7
8
9
10
11
12
13
14
15
16
17
18
19
20
21
22
23
24




0
1
2
3
4
5
6
7
8
9
10
11
12
13
14
15
16
17
18
19
20
21
22
23
24

This page contains a large grid of dotted lines for writing. A vertical line is positioned on the left side, and horizontal lines are drawn across the grid at rows 7, 12, and 18. The grid extends from row 0 to row 24.

0
1
2
3
4
5
6
7
8
9
10
11
12
13
14
15
16
17
18
19
20
21
22
23
24






0
1
2
3
4
5
6
7
8
9
10
11
12
13
14
15
16
17
18
19
20
21
22
23
24

The page contains a large grid of dotted lines for writing. A vertical line is drawn at the first column of the grid, creating a narrow column for time entries. The grid extends to the right and bottom of the page, providing a space for notes or tasks.

0
1
2
3
4
5
6
7
8
9
10
11
12
13
14
15
16
17
18
19
20
21
22
23
24




0
1
2
3
4
5
6
7
8
9
10
11
12
13
14
15
16
17
18
19
20
21
22
23
24

0
1
2
3
4
5
6
7
8
9
10
11
12
13
14
15
16
17
18
19
20
21
22
23
24

0
1
2
3
4
5
6
7
8
9
10
11
12
13
14
15
16
17
18
19
20
21
22
23
24

The page contains a large grid of dotted lines for writing. A vertical line is drawn at the first column of the grid, creating a narrow column for time entries. The grid extends to the right edge of the page. The time column is labeled with numbers from 0 to 24, representing hours of the day.


0
1
2
3
4
5
6
7
8
9
10
11
12
13
14
15
16
17
18
19
20
21
22
23
24



0
1
2
3
4
5
6
7
8
9
10
11
12
13
14
15
16
17
18
19
20
21
22
23
24

The page features a large grid of dotted lines for writing. A vertical line is drawn at the second column from the left, creating a narrow column for time entries. The grid extends across the rest of the page, providing a structured space for notes and activities.


0
1
2
3
4
5
6
7
8
9
10
11
12
13
14
15
16
17
18
19
20
21
22
23
24



0
1
2
3
4
5
6
7
8
9
10
11
12
13
14
15
16
17
18
19
20
21
22
23
24

A large grid of dotted lines for writing or drawing, covering the majority of the page below the header.


0
1
2
3
4
5
6
7
8
9
10
11
12
13
14
15
16
17
18
19
20
21
22
23
24



0
1
2
3
4
5
6
7
8
9
10
11
12
13
14
15
16
17
18
19
20
21
22
23
24


A large grid of dotted lines for writing, with a vertical line separating the time column from the main grid.

0
1
2
3
4
5
6
7
8
9
10
11
12
13
14
15
16
17
18
19
20
21
22
23
24




0
1
2
3
4
5
6
7
8
9
10
11
12
13
14
15
16
17
18
19
20
21
22
23
24

The page contains a large grid of dotted lines for writing. A vertical line is drawn at the first column of the grid, creating a narrow column on the left side. This column is used for writing the time of day, with numbers 0 through 24 listed vertically on the left margin. The rest of the page is a wide area of dotted lines for taking notes or writing.



0
1
2
3
4
5
6
7
8
9
10
11
12
13
14
15
16
17
18
19
20
21
22
23
24

0
1
2
3
4
5
6
7
8
9
10
11
12
13
14
15
16
17
18
19
20
21
22
23
24




0
1
2
3
4
5
6
7
8
9
10
11
12
13
14
15
16
17
18
19
20
21
22
23
24

0
1
2
3
4
5
6
7
8
9
10
11
12
13
14
15
16
17
18
19
20
21
22
23
24

0
1
2
3
4
5
6
7
8
9
10
11
12
13
14
15
16
17
18
19
20
21
22
23
24

The page contains a large grid of dotted lines for writing. A vertical line is drawn between the time column and the rest of the page. The grid is composed of small squares, with the time column being slightly wider than the other columns. The grid extends from the top of the page to the bottom, and from the right edge to the vertical line.


0
1
2
3
4
5
6
7
8
9
10
11
12
13
14
15
16
17
18
19
20
21
22
23
24



0
1
2
3
4
5
6
7
8
9
10
11
12
13
14
15
16
17
18
19
20
21
22
23
24

The page features a large grid of dotted lines for writing. A vertical line is drawn at the first column of the grid, creating a narrow column for time entries. The grid extends to the right edge of the page, providing ample space for notes and activities.

0
1
2
3
4
5
6
7
8
9
10
11
12
13
14
15
16
17
18
19
20
21
22
23
24



0
1
2
3
4
5
6
7
8
9
10
11
12
13
14
15
16
17
18
19
20
21
22
23
24

A large grid of dotted lines for writing, spanning the entire page below the header and to the right of the time column. The grid is composed of small squares formed by dotted lines, providing a guide for handwriting practice.


0
1
2
3
4
5
6
7
8
9
10
11
12
13
14
15
16
17
18
19
20
21
22
23
24

A large grid of dotted lines for writing, with a vertical line separating the header area from the main grid. The grid is composed of small squares, with a vertical line running down the left side of the main grid area, approximately one-third of the way from the left edge. The header area at the top is shaded and contains the text '6 | 7 WED' and '2023'. The main grid area is filled with a pattern of small squares, with a vertical line running down the left side of the main grid area, approximately one-third of the way from the left edge. The grid is composed of small squares, with a vertical line running down the left side of the main grid area, approximately one-third of the way from the left edge.


0
1
2
3
4
5
6
7
8
9
10
11
12
13
14
15
16
17
18
19
20
21
22
23
24


A large grid of dotted lines for writing, spanning the entire page area below the header and to the right of the time labels. The grid is composed of small squares formed by dotted lines, providing a guide for handwriting practice.

0
1
2
3
4
5
6
7
8
9
10
11
12
13
14
15
16
17
18
19
20
21
22
23
24



0
1
2
3
4
5
6
7
8
9
10
11
12
13
14
15
16
17
18
19
20
21
22
23
24






0
1
2
3
4
5
6
7
8
9
10
11
12
13
14
15
16
17
18
19
20
21
22
23
24

The page features a large grid of dotted lines for writing. A vertical line is drawn at the first column of the grid, creating a narrow column for time. The time column is labeled with numbers from 0 to 24. The rest of the page is a wide grid of dotted lines, suitable for writing notes or tasks.

0
1
2
3
4
5
6
7
8
9
10
11
12
13
14
15
16
17
18
19
20
21
22
23
24



0
1
2
3
4
5
6
7
8
9
10
11
12
13
14
15
16
17
18
19
20
21
22
23
24

A large grid of dotted lines for writing, spanning the right side of the page from the top header to the bottom edge. The grid is composed of small squares formed by dotted lines, providing a guide for handwriting practice. The grid extends from the top header area down to the bottom edge of the page, and from the left margin to the right edge.


.0
.1
.2
.3
.4
.5
.6
.7
.8
.9
.10
.11
.12
.13
.14
.15
.16
.17
.18
.19
.20
.21
.22
.23
.24

The main body of the page is a large grid of dotted lines, typical of a composition notebook. A solid vertical line runs down the page, approximately one-third of the way from the left edge, separating the header information from the writing area. The grid extends from the top of the page down to the bottom, and across most of the width.

0
1
2
3
4
5
6
7
8
9
10
11
12
13
14
15
16
17
18
19
20
21
22
23
24

The page features a large grid of dotted lines for writing. A vertical line is drawn at the first dotted column after the header, creating a narrow column for time entries. The grid extends across the rest of the page, providing a structured space for notes or tasks.


0
1
2
3
4
5
6
7
8
9
10
11
12
13
14
15
16
17
18
19
20
21
22
23
24



0
1
2
3
4
5
6
7
8
9
10
11
12
13
14
15
16
17
18
19
20
21
22
23
24

The page features a large grid of dotted lines for writing. A vertical line is drawn at the second column from the left, separating the time column from the main writing area. The grid extends from the top header to the bottom of the page.


0
1
2
3
4
5
6
7
8
9
10
11
12
13
14
15
16
17
18
19
20
21
22
23
24



0
1
2
3
4
5
6
7
8
9
10
11
12
13
14
15
16
17
18
19
20
21
22
23
24

A large grid of dotted lines for writing, with a vertical line separating the time column from the main grid.


0
1
2
3
4
5
6
7
8
9
10
11
12
13
14
15
16
17
18
19
20
21
22
23
24




0
1
2
3
4
5
6
7
8
9
10
11
12
13
14
15
16
17
18
19
20
21
22
23
24


The page contains a large grid of dotted lines for writing. A vertical line is drawn at the first column of the grid, creating a narrow column on the left side. This column is aligned with the time labels (0-24) and is intended for writing the time of day. The rest of the page is a wide grid of dotted lines for taking notes.

0
1
2
3
4
5
6
7
8
9
10
11
12
13
14
15
16
17
18
19
20
21
22
23
24



0
1
2
3
4
5
6
7
8
9
10
11
12
13
14
15
16
17
18
19
20
21
22
23
24






0
1
2
3
4
5
6
7
8
9
10
11
12
13
14
15
16
17
18
19
20
21
22
23
24

The page contains a large grid of dotted lines for writing. A vertical line is drawn at the first column of the grid, creating a narrow column on the left side. This column is aligned with the time labels (0-24) and is intended for writing the time of day. The rest of the page is a wide grid of dotted lines for taking notes.


0
1
2
3
4
5
6
7
8
9
10
11
12
13
14
15
16
17
18
19
20
21
22
23
24



0
1
2
3
4
5
6
7
8
9
10
11
12
13
14
15
16
17
18
19
20
21
22
23
24

The page contains a large grid of dotted lines for writing or drawing, spanning the rest of the page. The grid is composed of small squares, with a vertical line on the left side separating the time column from the main grid area.


.0
.1
.2
.3
.4
.5
.6
.7
.8
.9
.10
.11
.12
.13
.14
.15
.16
.17
.18
.19
.20
.21
.22
.23
.24



0
1
2
3
4
5
6
7
8
9
10
11
12
13
14
15
16
17
18
19
20
21
22
23
24

The page contains a large grid of dotted lines for writing. A vertical line is drawn at the first column of the grid, creating a narrow column for time entries. The grid extends to the right edge of the page.

.0
.1
.2
.3
.4
.5
.6
.7
.8
.9
.10
.11
.12
.13
.14
.15
.16
.17
.18
.19
.20
.21
.22
.23
.24



The page contains a large grid of dotted lines for writing. A vertical line is positioned on the left side, approximately one-third of the way across the page. Three horizontal lines are drawn across the page at the 7, 12, and 18-minute marks on the left margin. The grid extends from the top margin down to the bottom margin and across the entire width of the page.


0
1
2
3
4
5
6
7
8
9
10
11
12
13
14
15
16
17
18
19
20
21
22
23
24

This page features a large grid of dotted lines for writing. A vertical line is positioned on the left side, approximately one-third of the way across the page. Three horizontal lines are drawn across the page at rows 7, 12, and 18, dividing the grid into sections. The grid extends from row 0 to row 24.


0
1
2
3
4
5
6
7
8
9
10
11
12
13
14
15
16
17
18
19
20
21
22
23
24

The page contains a large grid of dotted lines for writing. A vertical line is drawn at the first dotted column after the header. The grid extends from the first dotted row below the header to the last dotted row at the bottom of the page. The header area is shaded light gray.


0
1
2
3
4
5
6
7
8
9
10
11
12
13
14
15
16
17
18
19
20
21
22
23
24




0
1
2
3
4
5
6
7
8
9
10
11
12
13
14
15
16
17
18
19
20
21
22
23
24




0
1
2
3
4
5
6
7
8
9
10
11
12
13
14
15
16
17
18
19
20
21
22
23
24




0
1
2
3
4
5
6
7
8
9
10
11
12
13
14
15
16
17
18
19
20
21
22
23
24




0
1
2
3
4
5
6
7
8
9
10
11
12
13
14
15
16
17
18
19
20
21
22
23
24




0
1
2
3
4
5
6
7
8
9
10
11
12
13
14
15
16
17
18
19
20
21
22
23
24




0
1
2
3
4
5
6
7
8
9
10
11
12
13
14
15
16
17
18
19
20
21
22
23
24






0
1
2
3
4
5
6
7
8
9
10
11
12
13
14
15
16
17
18
19
20
21
22
23
24




0
1
2
3
4
5
6
7
8
9
10
11
12
13
14
15
16
17
18
19
20
21
22
23
24

0
1
2
3
4
5
6
7
8
9
10
11
12
13
14
15
16
17
18
19
20
21
22
23
24




0
1
2
3
4
5
6
7
8
9
10
11
12
13
14
15
16
17
18
19
20
21
22
23
24



.0
.1
.2
.3
.4
.5
.6
.7
.8
.9
.10
.11
.12
.13
.14
.15
.16
.17
.18
.19
.20
.21
.22
.23
.24

.0
.1
.2
.3
.4
.5
.6
.7
.8
.9
.10
.11
.12
.13
.14
.15
.16
.17
.18
.19
.20
.21
.22
.23
.24


0
1
2
3
4
5
6
7
8
9
10
11
12
13
14
15
16
17
18
19
20
21
22
23
24



0
1
2
3
4
5
6
7
8
9
10
11
12
13
14
15
16
17
18
19
20
21
22
23
24

The page features a large grid of dotted lines for writing. A vertical line is drawn at the first column of the grid, creating a narrow column on the left side. This column is aligned with the time labels (0-24) and is intended for writing the time of day. The rest of the grid is a wide area of dotted lines for writing notes or tasks.


0
1
2
3
4
5
6
7
8
9
10
11
12
13
14
15
16
17
18
19
20
21
22
23
24



0
1
2
3
4
5
6
7
8
9
10
11
12
13
14
15
16
17
18
19
20
21
22
23
24

A large grid of dotted lines for writing, spanning the entire page area below the header and the time column. The grid is composed of small squares formed by dotted lines, providing a guide for handwriting practice.


0
1
2
3
4
5
6
7
8
9
10
11
12
13
14
15
16
17
18
19
20
21
22
23
24




0
1
2
3
4
5
6
7
8
9
10
11
12
13
14
15
16
17
18
19
20
21
22
23
24

A large grid of dotted lines for writing, spanning the entire page below the header and to the right of the time column. The grid is composed of small squares formed by dotted lines, providing a guide for handwriting practice.

0
1
2
3
4
5
6
7
8
9
10
11
12
13
14
15
16
17
18
19
20
21
22
23
24




0
1
2
3
4
5
6
7
8
9
10
11
12
13
14
15
16
17
18
19
20
21
22
23
24



0
1
2
3
4
5
6
7
8
9
10
11
12
13
14
15
16
17
18
19
20
21
22
23
24

The page features a large grid of dotted lines for writing. A vertical line is drawn at the first column of the grid, creating a narrow column on the left side. This column is aligned with the time labels (0-24) and is intended for writing the time of day. The rest of the grid is a wide area for writing notes or activities.

0
1
2
3
4
5
6
7
8
9
10
11
12
13
14
15
16
17
18
19
20
21
22
23
24




.0
.1
.2
.3
.4
.5
.6
.7
.8
.9
.10
.11
.12
.13
.14
.15
.16
.17
.18
.19
.20
.21
.22
.23
.24

0
1
2
3
4
5
6
7
8
9
10
11
12
13
14
15
16
17
18
19
20
21
22
23
24


A large grid of dotted lines for writing, spanning the rest of the page below the header and to the right of the row numbers. The grid is composed of small squares formed by dotted lines, providing a guide for handwriting practice.

0
1
2
3
4
5
6
7
8
9
10
11
12
13
14
15
16
17
18
19
20
21
22
23
24

0
1
2
3
4
5
6
7
8
9
10
11
12
13
14
15
16
17
18
19
20
21
22
23
24



0
1
2
3
4
5
6
7
8
9
10
11
12
13
14
15
16
17
18
19
20
21
22
23
24



This page features a large grid of dotted lines for writing. A vertical line is positioned on the left side, approximately one-third of the way across the page. Three horizontal lines are drawn across the page at the 7, 12, and 18-minute marks on the left-hand side. The grid is composed of small squares, with the vertical line and horizontal lines creating larger rectangular sections for writing.


0
1
2
3
4
5
6
7
8
9
10
11
12
13
14
15
16
17
18
19
20
21
22
23
24

A large grid of dotted lines for writing, with a vertical line separating the time column from the main writing area. The grid covers the entire page below the header and to the right of the time column.

0
1
2
3
4
5
6
7
8
9
10
11
12
13
14
15
16
17
18
19
20
21
22
23
24

A large grid of dotted lines for writing, spanning the entire page below the header and to the right of the time column. The grid is composed of small squares formed by dotted lines, providing a guide for handwriting practice.

0
1
2
3
4
5
6
7
8
9
10
11
12
13
14
15
16
17
18
19
20
21
22
23
24




0
1
2
3
4
5
6
7
8
9
10
11
12
13
14
15
16
17
18
19
20
21
22
23
24


The main body of the page is a large grid of dotted lines. A vertical solid line is drawn at the first dotted grid line after the header, creating a narrow column for time entries. The grid extends to the right edge of the page.

0
1
2
3
4
5
6
7
8
9
10
11
12
13
14
15
16
17
18
19
20
21
22
23
24

0
1
2
3
4
5
6
7
8
9
10
11
12
13
14
15
16
17
18
19
20
21
22
23
24




0
1
2
3
4
5
6
7
8
9
10
11
12
13
14
15
16
17
18
19
20
21
22
23
24



0	
1	
2	
3	
4	
5	
6	
7	
8	
9	
10	
11	
12	
13	
14	
15	
16	
17	
18	
19	
20	
21	
22	
23	
24	


0
1
2
3
4
5
6
7
8
9
10
11
12
13
14
15
16
17
18
19
20
21
22
23
24



0
1
2
3
4
5
6
7
8
9
10
11
12
13
14
15
16
17
18
19
20
21
22
23
24


A large grid of dotted lines for writing, with a vertical line separating the time column from the main writing area. The grid is composed of small squares, with a vertical line running down the left side of the main grid area, starting from the top header and ending at the bottom of the page. The time column on the left is also filled with dotted lines, providing a guide for writing the time of day.

0
1
2
3
4
5
6
7
8
9
10
11
12
13
14
15
16
17
18
19
20
21
22
23
24




0
1
2
3
4
5
6
7
8
9
10
11
12
13
14
15
16
17
18
19
20
21
22
23
24

0
1
2
3
4
5
6
7
8
9
10
11
12
13
14
15
16
17
18
19
20
21
22
23
24



This page features a large grid of dotted lines for writing. A vertical line is positioned on the left side, approximately one-third of the way across the page. Three horizontal lines are drawn across the page at the 7, 12, and 18-minute marks on the left margin. The grid is composed of small squares, with the vertical line and horizontal lines creating larger rectangular sections for writing.


0
1
2
3
4
5
6
7
8
9
10
11
12
13
14
15
16
17
18
19
20
21
22
23
24



0
1
2
3
4
5
6
7
8
9
10
11
12
13
14
15
16
17
18
19
20
21
22
23
24

A large grid of dotted lines for writing, with a vertical line separating the time column from the main grid.

0
1
2
3
4
5
6
7
8
9
10
11
12
13
14
15
16
17
18
19
20
21
22
23
24




0
1
2
3
4
5
6
7
8
9
10
11
12
13
14
15
16
17
18
19
20
21
22
23
24


The page contains a large grid of dotted lines for writing. A vertical line is drawn at the first dotted column after the header. The grid extends to the right edge of the page. The time column on the left is also filled with dotted lines.

0
1
2
3
4
5
6
7
8
9
10
11
12
13
14
15
16
17
18
19
20
21
22
23
24

0
1
2
3
4
5
6
7
8
9
10
11
12
13
14
15
16
17
18
19
20
21
22
23
24



0
1
2
3
4
5
6
7
8
9
10
11
12
13
14
15
16
17
18
19
20
21
22
23
24



0
1
2
3
4
5
6
7
8
9
10
11
12
13
14
15
16
17
18
19
20
21
22
23
24


.0
.1
.2
.3
.4
.5
.6
.7
.8
.9
.10
.11
.12
.13
.14
.15
.16
.17
.18
.19
.20
.21
.22
.23
.24

0
1
2
3
4
5
6
7
8
9
10
11
12
13
14
15
16
17
18
19
20
21
22
23
24

0
1
2
3
4
5
6
7
8
9
10
11
12
13
14
15
16
17
18
19
20
21
22
23
24

0
1
2
3
4
5
6
7
8
9
10
11
12
13
14
15
16
17
18
19
20
21
22
23
24


.0
.1
.2
.3
.4
.5
.6
.7
.8
.9
-10
-11
-12
-13
-14
-15
-16
-17
-18
-19
-20
-21
-22
-23
-24



0
1
2
3
4
5
6
7
8
9
10
11
12
13
14
15
16
17
18
19
20
21
22
23
24


The page features a large grid of dotted lines for writing. A vertical line is drawn at the second column from the left, creating a narrow column for time entries. The time column is labeled with numbers from 0 to 24. The rest of the page is a wide grid of dotted lines, suitable for writing notes or tasks.

0
1
2
3
4
5
6
7
8
9
10
11
12
13
14
15
16
17
18
19
20
21
22
23
24



0
1
2
3
4
5
6
7
8
9
10
11
12
13
14
15
16
17
18
19
20
21
22
23
24

0
1
2
3
4
5
6
7
8
9
10
11
12
13
14
15
16
17
18
19
20
21
22
23
24





0
1
2
3
4
5
6
7
8
9
10
11
12
13
14
15
16
17
18
19
20
21
22
23
24

This block contains a large grid for planning. It features a vertical solid line on the left side and horizontal solid lines at rows 7, 12, and 18. The entire grid area is filled with a pattern of dotted lines, creating a fine grid for writing or drawing.

0
1
2
3
4
5
6
7
8
9
10
11
12
13
14
15
16
17
18
19
20
21
22
23
24

0
1
2
3
4
5
6
7
8
9
10
11
12
13
14
15
16
17
18
19
20
21
22
23
24






0
1
2
3
4
5
6
7
8
9
10
11
12
13
14
15
16
17
18
19
20
21
22
23
24

A large grid of dotted lines for writing, with a vertical line separating the header area from the main grid. The grid is composed of small squares, with a vertical line running down the left side of the main grid area, approximately one-third of the way from the left edge. The header area at the top contains the date '9 | 19 TUE' and the year '2023'. The main grid area is intended for writing or drawing.


0
1
2
3
4
5
6
7
8
9
10
11
12
13
14
15
16
17
18
19
20
21
22
23
24

A large grid of dotted lines for writing, spanning the entire page below the header and to the right of the time labels. The grid is composed of small squares formed by dotted lines, providing a guide for handwriting practice.

0
1
2
3
4
5
6
7
8
9
10
11
12
13
14
15
16
17
18
19
20
21
22
23
24




0
1
2
3
4
5
6
7
8
9
10
11
12
13
14
15
16
17
18
19
20
21
22
23
24



0
1
2
3
4
5
6
7
8
9
10
11
12
13
14
15
16
17
18
19
20
21
22
23
24



0
1
2
3
4
5
6
7
8
9
10
11
12
13
14
15
16
17
18
19
20
21
22
23
24




0
1
2
3
4
5
6
7
8
9
10
11
12
13
14
15
16
17
18
19
20
21
22
23
24

The page contains a large grid of dotted lines for writing. A vertical line is positioned on the left side, approximately one-third of the way across the page. Three horizontal lines are drawn across the grid at rows 7, 12, and 18, dividing the page into sections. The rows are numbered on the left side from 0 to 24.


0
1
2
3
4
5
6
7
8
9
10
11
12
13
14
15
16
17
18
19
20
21
22
23
24

The page contains a large grid of dotted lines for writing. A vertical line is drawn at the first column of the grid, creating a narrow column on the left side. This column is aligned with the time labels (0-24) and is intended for writing the time of day. The rest of the grid is a wide area of dotted lines for taking notes or recording activities.


0
1
2
3
4
5
6
7
8
9
10
11
12
13
14
15
16
17
18
19
20
21
22
23
24



0
1
2
3
4
5
6
7
8
9
10
11
12
13
14
15
16
17
18
19
20
21
22
23
24



0
1
2
3
4
5
6
7
8
9
10
11
12
13
14
15
16
17
18
19
20
21
22
23
24



0
1
2
3
4
5
6
7
8
9
10
11
12
13
14
15
16
17
18
19
20
21
22
23
24

The page contains a large grid of dotted lines for writing. A vertical line is drawn at the first column of the grid, creating a narrow column for time entries. The grid extends to the right edge of the page. The time column is labeled with numbers from 0 to 24, representing hours of the day.

0
1
2
3
4
5
6
7
8
9
10
11
12
13
14
15
16
17
18
19
20
21
22
23
24

A large grid of dotted lines for writing, with a vertical line separating the time column from the main writing area. The grid covers the entire page below the header and to the right of the time column.


0
1
2
3
4
5
6
7
8
9
10
11
12
13
14
15
16
17
18
19
20
21
22
23
24

The page contains a large grid of dotted lines for writing. The grid is composed of 25 rows and 24 columns. The rows are numbered from 0 to 24 on the left side. The columns are not numbered. The grid is intended for writing or drawing.

0
1
2
3
4
5
6
7
8
9
10
11
12
13
14
15
16
17
18
19
20
21
22
23
24

0
1
2
3
4
5
6
7
8
9
10
11
12
13
14
15
16
17
18
19
20
21
22
23
24

0
1
2
3
4
5
6
7
8
9
10
11
12
13
14
15
16
17
18
19
20
21
22
23
24



This page features a large grid of dotted lines for writing. A vertical line is positioned on the left side, and horizontal lines are drawn at the 7, 12, and 18-minute marks on the left margin. The grid extends across the entire page, providing a structured space for notes or tasks.


The page contains a large grid of dotted lines for writing. A vertical line is positioned on the left side, approximately one-third of the way across the page. Three horizontal lines are drawn across the page at rows 7, 12, and 18, dividing the grid into sections. The rows are numbered on the left side from 0 to 24.

10 | 10 TUE


2023

0
1
2
3
4
5
6
7
8
9
10
11
12
13
14
15
16
17
18
19
20
21
22
23
24


0
1
2
3
4
5
6
7
8
9
10
11
12
13
14
15
16
17
18
19
20
21
22
23
24




0
1
2
3
4
5
6
7
8
9
10
11
12
13
14
15
16
17
18
19
20
21
22
23
24




0
1
2
3
4
5
6
7
8
9
10
11
12
13
14
15
16
17
18
19
20
21
22
23
24



0
1
2
3
4
5
6
7
8
9
10
11
12
13
14
15
16
17
18
19
20
21
22
23
24




0
1
2
3
4
5
6
7
8
9
10
11
12
13
14
15
16
17
18
19
20
21
22
23
24



0
1
2
3
4
5
6
7
8
9
10
11
12
13
14
15
16
17
18
19
20
21
22
23
24


The main body of the page is a large grid of dotted lines, intended for writing. A vertical line is drawn at the first column of the grid, separating the header information from the writing area. The grid extends from the top of the page down to the bottom, and across most of the width.

0
1
2
3
4
5
6
7
8
9
10
11
12
13
14
15
16
17
18
19
20
21
22
23
24




0
1
2
3
4
5
6
7
8
9
10
11
12
13
14
15
16
17
18
19
20
21
22
23
24

0
1
2
3
4
5
6
7
8
9
10
11
12
13
14
15
16
17
18
19
20
21
22
23
24




0
1
2
3
4
5
6
7
8
9
10
11
12
13
14
15
16
17
18
19
20
21
22
23
24


0
1
2
3
4
5
6
7
8
9
10
11
12
13
14
15
16
17
18
19
20
21
22
23
24



0
1
2
3
4
5
6
7
8
9
10
11
12
13
14
15
16
17
18
19
20
21
22
23
24



0
1
2
3
4
5
6
7
8
9
10
11
12
13
14
15
16
17
18
19
20
21
22
23
24



0
1
2
3
4
5
6
7
8
9
10
11
12
13
14
15
16
17
18
19
20
21
22
23
24


0
1
2
3
4
5
6
7
8
9
10
11
12
13
14
15
16
17
18
19
20
21
22
23
24

A grid of dotted lines for writing, with a vertical line separating the time column from the main writing area.

0
1
2
3
4
5
6
7
8
9
10
11
12
13
14
15
16
17
18
19
20
21
22
23
24

The page contains a large grid of dotted lines for writing. A vertical line is drawn at the first column of the grid, creating a narrow column for time entries. The grid extends to the right edge of the page.

0
1
2
3
4
5
6
7
8
9
10
11
12
13
14
15
16
17
18
19
20
21
22
23
24




10 | 28 SAT

2023

0
1
2
3
4
5
6
7
8
9
10
11
12
13
14
15
16
17
18
19
20
21
22
23
24


A large grid of dotted lines for writing, with a vertical line separating the time column from the main grid.



0
1
2
3
4
5
6
7
8
9
10
11
12
13
14
15
16
17
18
19
20
21
22
23
24

The page contains a large grid of dotted lines for writing. A vertical line is drawn at the first column of the grid, creating a narrow column for time entries. The grid extends to the right and bottom of the page, providing ample space for notes and tasks.

0
1
2
3
4
5
6
7
8
9
10
11
12
13
14
15
16
17
18
19
20
21
22
23
24




0
1
2
3
4
5
6
7
8
9
10
11
12
13
14
15
16
17
18
19
20
21
22
23
24


0
1
2
3
4
5
6
7
8
9
10
11
12
13
14
15
16
17
18
19
20
21
22
23
24

The main body of the page is a large grid of dotted lines, typical of a composition notebook. A vertical line is drawn down the page, approximately one-third of the way from the left edge, creating a narrow column for writing the time of day. The rest of the page is a wide area for writing the details of the day's events.


0
1
2
3
4
5
6
7
8
9
10
11
12
13
14
15
16
17
18
19
20
21
22
23
24



0
1
2
3
4
5
6
7
8
9
10
11
12
13
14
15
16
17
18
19
20
21
22
23
24



0
1
2
3
4
5
6
7
8
9
10
11
12
13
14
15
16
17
18
19
20
21
22
23
24



0
1
2
3
4
5
6
7
8
9
10
11
12
13
14
15
16
17
18
19
20
21
22
23
24


0
1
2
3
4
5
6
7
8
9
10
11
12
13
14
15
16
17
18
19
20
21
22
23
24

0
1
2
3
4
5
6
7
8
9
10
11
12
13
14
15
16
17
18
19
20
21
22
23
24

0
1
2
3
4
5
6
7
8
9
10
11
12
13
14
15
16
17
18
19
20
21
22
23
24

0
1
2
3
4
5
6
7
8
9
10
11
12
13
14
15
16
17
18
19
20
21
22
23
24

0
1
2
3
4
5
6
7
8
9
10
11
12
13
14
15
16
17
18
19
20
21
22
23
24




0
1
2
3
4
5
6
7
8
9
10
11
12
13
14
15
16
17
18
19
20
21
22
23
24

The page features a large grid of dotted lines for writing. A solid vertical line is positioned on the left side of the grid, approximately one-third of the way across the page. The grid extends from the top header to the bottom of the page and covers most of the width.

The main body of the page is a large grid of dotted lines. A solid vertical line is drawn on the left side, approximately one-third of the way across the page. The grid extends from the top header to the bottom of the page, and from the vertical line to the right edge. The vertical axis on the left is labeled with numbers from 0 to 24, with horizontal lines extending from each number across the page.


0
1
2
3
4
5
6
7
8
9
10
11
12
13
14
15
16
17
18
19
20
21
22
23
24



0
1
2
3
4
5
6
7
8
9
10
11
12
13
14
15
16
17
18
19
20
21
22
23
24


A large grid of dotted lines for writing, spanning the entire page area below the header and to the right of the time labels. The grid is composed of small squares formed by dotted lines, providing a guide for handwriting practice.

0
1
2
3
4
5
6
7
8
9
10
11
12
13
14
15
16
17
18
19
20
21
22
23
24



0
1
2
3
4
5
6
7
8
9
10
11
12
13
14
15
16
17
18
19
20
21
22
23
24

0
1
2
3
4
5
6
7
8
9
10
11
12
13
14
15
16
17
18
19
20
21
22
23
24




The page contains a large grid of dotted lines for writing. A vertical line is positioned on the left side, approximately one-third of the way across the page. Three horizontal lines are drawn across the page at the 7, 12, and 18-minute marks on the left-hand side. The grid extends from the top of the page down to the 24-minute mark.

0
1
2
3
4
5
6
7
8
9
10
11
12
13
14
15
16
17
18
19
20
21
22
23
24

A large grid of dotted lines for writing, with a vertical line separating the time column from the main writing area. The grid covers the entire page below the header and to the right of the time column.


0
1
2
3
4
5
6
7
8
9
10
11
12
13
14
15
16
17
18
19
20
21
22
23
24

0
1
2
3
4
5
6
7
8
9
10
11
12
13
14
15
16
17
18
19
20
21
22
23
24





The image shows a calendar page for Thursday, November 23, 2023. The page is filled with a grid of dotted lines. A vertical line is drawn down the page, approximately one-third of the way from the left edge. The left edge of the grid is labeled with numbers from 0 to 24, representing the hours of the day. The numbers are: 0, 1, 2, 3, 4, 5, 6, 7, 8, 9, 10, 11, 12, 13, 14, 15, 16, 17, 18, 19, 20, 21, 22, 23, 24. The grid is intended for writing or drawing.

0
1
2
3
4
5
6
7
8
9
10
11
12
13
14
15
16
17
18
19
20
21
22
23
24



0
1
2
3
4
5
6
7
8
9
10
11
12
13
14
15
16
17
18
19
20
21
22
23
24






0
1
2
3
4
5
6
7
8
9
10
11
12
13
14
15
16
17
18
19
20
21
22
23
24

A large grid of dotted lines for writing, spanning the rest of the page. The grid is composed of small squares formed by dotted lines, providing a guide for handwriting practice. The grid covers the entire page area below the header and to the right of the time labels.

0
1
2
3
4
5
6
7
8
9
10
11
12
13
14
15
16
17
18
19
20
21
22
23
24




0
1
2
3
4
5
6
7
8
9
10
11
12
13
14
15
16
17
18
19
20
21
22
23
24

A large grid of dotted lines for writing, spanning the rest of the page. The grid is composed of small squares formed by dotted lines, providing a guide for handwriting practice. The grid covers the entire page area below the header and the vertical column of numbers.


0
1
2
3
4
5
6
7
8
9
10
11
12
13
14
15
16
17
18
19
20
21
22
23
24

0
1
2
3
4
5
6
7
8
9
10
11
12
13
14
15
16
17
18
19
20
21
22
23
24


0
1
2
3
4
5
6
7
8
9
10
11
12
13
14
15
16
17
18
19
20
21
22
23
24



0
1
2
3
4
5
6
7
8
9
10
11
12
13
14
15
16
17
18
19
20
21
22
23
24




0
1
2
3
4
5
6
7
8
9
10
11
12
13
14
15
16
17
18
19
20
21
22
23
24



0
1
2
3
4
5
6
7
8
9
10
11
12
13
14
15
16
17
18
19
20
21
22
23
24

A large grid of dotted lines for writing, spanning the rest of the page below the header and to the right of the time labels. The grid is composed of small squares formed by dotted lines, providing a guide for handwriting practice.


0
1
2
3
4
5
6
7
8
9
10
11
12
13
14
15
16
17
18
19
20
21
22
23
24



0
1
2
3
4
5
6
7
8
9
10
11
12
13
14
15
16
17
18
19
20
21
22
23
24


The page contains a large grid of dotted lines for writing. A vertical line is drawn at the first column of the grid, creating a narrow column for time entries. The grid extends to the right edge of the page.

0
1
2
3
4
5
6
7
8
9
10
11
12
13
14
15
16
17
18
19
20
21
22
23
24




The page contains a large grid of dotted lines for writing. A vertical line is positioned on the left side, approximately one-third of the way across the page. Three horizontal lines are drawn across the page at rows 7, 12, and 18, dividing the grid into sections. The rows are numbered from 0 to 24 on the left side of the page.

0
1
2
3
4
5
6
7
8
9
10
11
12
13
14
15
16
17
18
19
20
21
22
23
24




0
1
2
3
4
5
6
7
8
9
10
11
12
13
14
15
16
17
18
19
20
21
22
23
24




0
1
2
3
4
5
6
7
8
9
10
11
12
13
14
15
16
17
18
19
20
21
22
23
24

0
1
2
3
4
5
6
7
8
9
10
11
12
13
14
15
16
17
18
19
20
21
22
23
24



0
1
2
3
4
5
6
7
8
9
10
11
12
13
14
15
16
17
18
19
20
21
22
23
24

0
1
2
3
4
5
6
7
8
9
10
11
12
13
14
15
16
17
18
19
20
21
22
23
24



The page contains a large grid of dotted lines for writing. A vertical line is positioned on the left side, approximately one-third of the way across the page. Three horizontal lines are drawn across the page at the 7, 12, and 18-minute marks on the left margin. The grid extends from the top margin down to the bottom margin and from the left margin to the right edge of the page.

0
1
2
3
4
5
6
7
8
9
10
11
12
13
14
15
16
17
18
19
20
21
22
23
24


A large grid of dotted lines for writing, with a vertical line separating the header area from the main grid. The grid is composed of small squares, with a vertical line running down the left side of the main grid area, approximately one-third of the way from the left edge. The header area at the top is shaded and contains the text '12 | 18 MON' and '2023'. The main grid area is filled with a pattern of small squares, with a vertical line running down the left side of the main grid area, approximately one-third of the way from the left edge. The grid is composed of small squares, with a vertical line running down the left side of the main grid area, approximately one-third of the way from the left edge.

12 | 19 TUE

2023


0
1
2
3
4
5
6
7
8
9
10
11
12
13
14
15
16
17
18
19
20
21
22
23
24

0
1
2
3
4
5
6
7
8
9
10
11
12
13
14
15
16
17
18
19
20
21
22
23
24



0
1
2
3
4
5
6
7
8
9
10
11
12
13
14
15
16
17
18
19
20
21
22
23
24

0
1
2
3
4
5
6
7
8
9
10
11
12
13
14
15
16
17
18
19
20
21
22
23
24



This page contains a large grid of dotted lines for writing. A vertical margin line is positioned on the left side. Horizontal lines separate rows, which are labeled with numbers from 0 to 24 on the left side of the page.


0
1
2
3
4
5
6
7
8
9
10
11
12
13
14
15
16
17
18
19
20
21
22
23
24

The page features a large grid of dotted lines for writing. A solid vertical line is positioned on the left side of the grid, approximately one-third of the way across the page. The grid extends from the top header to the bottom of the page and covers most of the width.

0
1
2
3
4
5
6
7
8
9
10
11
12
13
14
15
16
17
18
19
20
21
22
23
24

The page contains a large grid of dotted lines for writing. A vertical line is drawn at the first dotted column after the header. The grid extends from the top of the page to the bottom, and from the vertical line to the right edge of the page. The time column on the left is also filled with dotted lines.

0
1
2
3
4
5
6
7
8
9
10
11
12
13
14
15
16
17
18
19
20
21
22
23
24




12 | 27 WED

2023


0
1
2
3
4
5
6
7
8
9
10
11
12
13
14
15
16
17
18
19
20
21
22
23
24

0
1
2
3
4
5
6
7
8
9
10
11
12
13
14
15
16
17
18
19
20
21
22
23
24



0
1
2
3
4
5
6
7
8
9
10
11
12
13
14
15
16
17
18
19
20
21
22
23
24

0
1
2
3
4
5
6
7
8
9
10
11
12
13
14
15
16
17
18
19
20
21
22
23
24



This image shows a calendar page for December 31, 2023. The page is divided into a header section and a main grid section. The header section is dark gray and contains the date '12 | 31 SUN' and the year '2023'. The main grid section is white with a dotted grid pattern. A vertical line is drawn down the page, separating the date from the rest of the page. The grid is numbered from 0 to 24 on the left side, representing hours of the day. The grid is empty, with no text or markings inside the cells.


0
1
2
3
4
5
6
7
8
9
10
11
12
13
14
15
16
17
18
19
20
21
22
23
24

0
1
2
3
4
5
6
7
8
9
10
11
12
13
14
15
16
17
18
19
20
21
22
23
24


A grid of dotted lines for writing, with a vertical line separating the time column from the main writing area.

0
1
2
3
4
5
6
7
8
9
10
11
12
13
14
15
16
17
18
19
20
21
22
23
24


0
1
2
3
4
5
6
7
8
9
10
11
12
13
14
15
16
17
18
19
20
21
22
23
24



0
1
2
3
4
5
6
7
8
9
10
11
12
13
14
15
16
17
18
19
20
21
22
23
24




0
1
2
3
4
5
6
7
8
9
10
11
12
13
14
15
16
17
18
19
20
21
22
23
24




0
1
2
3
4
5
6
7
8
9
10
11
12
13
14
15
16
17
18
19
20
21
22
23
24

0
1
2
3
4
5
6
7
8
9
10
11
12
13
14
15
16
17
18
19
20
21
22
23
24




0
1
2
3
4
5
6
7
8
9
10
11
12
13
14
15
16
17
18
19
20
21
22
23
24



This table represents a calendar page for Sunday, January 14, 2024. It features a vertical column on the left side with numbers from 0 to 24, indicating the hours of the day. The rest of the page is a large grid of dotted lines, intended for writing or drawing.

0	
1	
2	
3	
4	
5	
6	
7	
8	
9	
10	
11	
12	
13	
14	
15	
16	
17	
18	
19	
20	
21	
22	
23	
24	


0
1
2
3
4
5
6
7
8
9
10
11
12
13
14
15
16
17
18
19
20
21
22
23
24




0
1
2
3
4
5
6
7
8
9
10
11
12
13
14
15
16
17
18
19
20
21
22
23
24

A large grid of dotted lines for writing, with a vertical line separating the time column from the main writing area.


0
1
2
3
4
5
6
7
8
9
10
11
12
13
14
15
16
17
18
19
20
21
22
23
24




0
1
2
3
4
5
6
7
8
9
10
11
12
13
14
15
16
17
18
19
20
21
22
23
24



0
1
2
3
4
5
6
7
8
9
10
11
12
13
14
15
16
17
18
19
20
21
22
23
24



0
1
2
3
4
5
6
7
8
9
10
11
12
13
14
15
16
17
18
19
20
21
22
23
24




0
1
2
3
4
5
6
7
8
9
10
11
12
13
14
15
16
17
18
19
20
21
22
23
24

A large grid of dotted lines for writing, with a vertical line separating the time column from the main grid. The grid is composed of small squares, with a larger square on the left side for each hour, and a larger square on the right side for each day. The vertical line is positioned at the first dotted line from the left.

0
1
2
3
4
5
6
7
8
9
10
11
12
13
14
15
16
17
18
19
20
21
22
23
24

The page features a large grid of dotted lines for writing, spanning the entire page area below the header and to the right of the time column. The grid is composed of small squares, with horizontal lines corresponding to the time labels on the left. The grid is intended for writing notes or tasks for each hour of the day.


0
1
2
3
4
5
6
7
8
9
10
11
12
13
14
15
16
17
18
19
20
21
22
23
24




0
1
2
3
4
5
6
7
8
9
10
11
12
13
14
15
16
17
18
19
20
21
22
23
24

The page contains a large grid of dotted lines for writing. A vertical line is drawn at the first column of the grid, creating a narrow column for time entries. The grid extends to the right edge of the page.

0
1
2
3
4
5
6
7
8
9
10
11
12
13
14
15
16
17
18
19
20
21
22
23
24



0
1
2
3
4
5
6
7
8
9
10
11
12
13
14
15
16
17
18
19
20
21
22
23
24




0
1
2
3
4
5
6
7
8
9
10
11
12
13
14
15
16
17
18
19
20
21
22
23
24

A large grid of dotted lines for writing, spanning the rest of the page. The grid is composed of small squares formed by dotted lines, providing a guide for handwriting practice. The grid covers the entire page area below the header and to the right of the vertical line.

0
1
2
3
4
5
6
7
8
9
10
11
12
13
14
15
16
17
18
19
20
21
22
23
24

A grid of dotted lines for writing, with a vertical line separating the time column from the main writing area.


0
1
2
3
4
5
6
7
8
9
10
11
12
13
14
15
16
17
18
19
20
21
22
23
24



0
1
2
3
4
5
6
7
8
9
10
11
12
13
14
15
16
17
18
19
20
21
22
23
24

A large grid of dotted lines for writing, with a vertical line separating the header area from the main grid. The grid is composed of small squares formed by dotted lines, suitable for taking notes or solving problems.

0
1
2
3
4
5
6
7
8
9
10
11
12
13
14
15
16
17
18
19
20
21
22
23
24



0
1
2
3
4
5
6
7
8
9
10
11
12
13
14
15
16
17
18
19
20
21
22
23
24

The page contains a large grid of dotted lines for writing. A vertical line is drawn at the first column of the grid, creating a narrow column for time entries. The grid extends to the right edge of the page. The time column is labeled with numbers from 0 to 24, representing hours of the day.

0
1
2
3
4
5
6
7
8
9
10
11
12
13
14
15
16
17
18
19
20
21
22
23
24

0
1
2
3
4
5
6
7
8
9
10
11
12
13
14
15
16
17
18
19
20
21
22
23
24


2 | 9

FRI

2024


0
1
2
3
4
5
6
7
8
9
10
11
12
13
14
15
16
17
18
19
20
21
22
23
24

0
1
2
3
4
5
6
7
8
9
10
11
12
13
14
15
16
17
18
19
20
21
22
23
24




0
1
2
3
4
5
6
7
8
9
10
11
12
13
14
15
16
17
18
19
20
21
22
23
24


The page features a large grid of dotted lines for writing. A vertical line is drawn at the first column of the grid, creating a narrow column for time entries. The grid extends to the right and bottom of the page, providing ample space for notes and activities.




0
1
2
3
4
5
6
7
8
9
10
11
12
13
14
15
16
17
18
19
20
21
22
23
24



0
1
2
3
4
5
6
7
8
9
10
11
12
13
14
15
16
17
18
19
20
21
22
23
24



0
1
2
3
4
5
6
7
8
9
10
11
12
13
14
15
16
17
18
19
20
21
22
23
24




0	
1	
2	
3	
4	
5	
6	
7	
8	
9	
10	
11	
12	
13	
14	
15	
16	
17	
18	
19	
20	
21	
22	
23	
24	


0
1
2
3
4
5
6
7
8
9
10
11
12
13
14
15
16
17
18
19
20
21
22
23
24

A large grid of dotted lines for writing, with a vertical line separating the time column from the main writing area. The grid covers the entire page below the header and to the right of the time column.


0
1
2
3
4
5
6
7
8
9
10
11
12
13
14
15
16
17
18
19
20
21
22
23
24



0
1
2
3
4
5
6
7
8
9
10
11
12
13
14
15
16
17
18
19
20
21
22
23
24



0
1
2
3
4
5
6
7
8
9
10
11
12
13
14
15
16
17
18
19
20
21
22
23
24




The page features a large grid of dotted lines for writing. A vertical line is positioned on the left side, approximately one-third of the way across the page. Three horizontal lines are drawn across the page at the 7, 12, and 18-minute marks on the left margin. The grid extends from the top margin down to the bottom of the page, and from the vertical line to the right edge.

0	
1	
2	
3	
4	
5	
6	
7	
8	
9	
10	
11	
12	
13	
14	
15	
16	
17	
18	
19	
20	
21	
22	
23	
24	


0
1
2
3
4
5
6
7
8
9
10
11
12
13
14
15
16
17
18
19
20
21
22
23
24

The page contains a large grid of dotted lines for writing. A vertical line is positioned on the left side, approximately one-third of the way across the page. Three horizontal lines are drawn across the page at rows 7, 12, and 18, dividing the grid into sections. The grid extends from row 0 to row 24.


0
1
2
3
4
5
6
7
8
9
10
11
12
13
14
15
16
17
18
19
20
21
22
23
24



0
1
2
3
4
5
6
7
8
9
10
11
12
13
14
15
16
17
18
19
20
21
22
23
24



0
1
2
3
4
5
6
7
8
9
10
11
12
13
14
15
16
17
18
19
20
21
22
23
24



0
1
2
3
4
5
6
7
8
9
10
11
12
13
14
15
16
17
18
19
20
21
22
23
24


A large grid of dotted lines for writing, spanning the entire page area below the header and to the right of the row numbers. The grid is composed of small squares formed by dotted lines, providing a guide for handwriting practice.

0
1
2
3
4
5
6
7
8
9
10
11
12
13
14
15
16
17
18
19
20
21
22
23
24


0
1
2
3
4
5
6
7
8
9
10
11
12
13
14
15
16
17
18
19
20
21
22
23
24

A large grid of dotted lines for writing, spanning the entire page area below the header and to the right of the time labels. The grid is composed of small squares formed by dotted lines, providing a guide for handwriting practice.

0
1
2
3
4
5
6
7
8
9
10
11
12
13
14
15
16
17
18
19
20
21
22
23
24




0
1
2
3
4
5
6
7
8
9
10
11
12
13
14
15
16
17
18
19
20
21
22
23
24



0
1
2
3
4
5
6
7
8
9
10
11
12
13
14
15
16
17
18
19
20
21
22
23
24

A large grid of dotted lines for writing, spanning the entire page area below the header and to the right of the hour labels. The grid is composed of small, evenly spaced dots forming a continuous pattern.

0
1
2
3
4
5
6
7
8
9
10
11
12
13
14
15
16
17
18
19
20
21
22
23
24



0
1
2
3
4
5
6
7
8
9
10
11
12
13
14
15
16
17
18
19
20
21
22
23
24


0
1
2
3
4
5
6
7
8
9
10
11
12
13
14
15
16
17
18
19
20
21
22
23
24

A grid of dotted lines for writing, with a vertical line separating the time column from the main writing area.

0
1
2
3
4
5
6
7
8
9
10
11
12
13
14
15
16
17
18
19
20
21
22
23
24

The page features a header section at the top with the text '3 | 14 THU' on the left and '2024' on the right. The main body of the page is a large grid of dotted lines, intended for writing or drawing. On the far left side, there is a vertical column of numbers ranging from 0 at the top to 24 at the bottom, with each number corresponding to a row in the grid.


0
1
2
3
4
5
6
7
8
9
10
11
12
13
14
15
16
17
18
19
20
21
22
23
24



0
1
2
3
4
5
6
7
8
9
10
11
12
13
14
15
16
17
18
19
20
21
22
23
24

The page contains a large grid of dotted lines for writing. A vertical line is drawn at the first dotted column after the time column. The grid extends to the right edge of the page. The time column on the left is labeled with numbers from 0 to 24 in increments of 1.


0
1
2
3
4
5
6
7
8
9
10
11
12
13
14
15
16
17
18
19
20
21
22
23
24




0
1
2
3
4
5
6
7
8
9
10
11
12
13
14
15
16
17
18
19
20
21
22
23
24

The page features a large grid of dotted lines for writing. A vertical line is positioned on the left side of the grid, approximately one-third of the way across the page. The grid extends from the top header to the bottom of the page and covers most of the width. The dotted lines are spaced evenly to facilitate handwriting practice.

0
1
2
3
4
5
6
7
8
9
10
11
12
13
14
15
16
17
18
19
20
21
22
23
24




0
1
2
3
4
5
6
7
8
9
10
11
12
13
14
15
16
17
18
19
20
21
22
23
24




0
1
2
3
4
5
6
7
8
9
10
11
12
13
14
15
16
17
18
19
20
21
22
23
24


0
1
2
3
4
5
6
7
8
9
10
11
12
13
14
15
16
17
18
19
20
21
22
23
24



0
1
2
3
4
5
6
7
8
9
10
11
12
13
14
15
16
17
18
19
20
21
22
23
24



0
1
2
3
4
5
6
7
8
9
10
11
12
13
14
15
16
17
18
19
20
21
22
23
24



0
1
2
3
4
5
6
7
8
9
10
11
12
13
14
15
16
17
18
19
20
21
22
23
24

The page contains a large grid of dotted lines for writing. A vertical line is drawn at the first column of the grid, creating a narrow column for time. The time column is labeled with numbers from 0 to 24. The rest of the page is a wide grid of dotted lines.


0
1
2
3
4
5
6
7
8
9
10
11
12
13
14
15
16
17
18
19
20
21
22
23
24

A large grid of dotted lines for writing, with a vertical line separating the time column from the main writing area. The grid covers the entire page below the header and to the right of the time column.


0
1
2
3
4
5
6
7
8
9
10
11
12
13
14
15
16
17
18
19
20
21
22
23
24

The page contains a large grid of dotted lines for writing or drawing. The grid is composed of small squares and covers the majority of the page area. There are three horizontal lines that divide the grid into four sections: one between rows 7 and 8, one between rows 12 and 13, and one between rows 18 and 19. The grid is otherwise empty.

0
1
2
3
4
5
6
7
8
9
10
11
12
13
14
15
16
17
18
19
20
21
22
23
24



0
1
2
3
4
5
6
7
8
9
10
11
12
13
14
15
16
17
18
19
20
21
22
23
24



This page features a large grid of dotted lines for writing or drawing. The grid is divided into two columns by a solid vertical line down the center. On the left side, there are horizontal lines at intervals of 1 unit, labeled from 0 to 24. The grid extends to the right edge of the page.